


# Investment Strategy

July 2024



# Agenda

01

Executive Summary



02

Indian Economy



03

Global Economic Scenario



04

Asset Class Specific Views & Performance



05

Model Portfolios



06

Annexures and Data Tables



# Executive Summary



# Asset Class View

## Equity

- Globally inflation has fallen significantly from its peak levels but is yet to attain the target levels. Most of the major central banks, including Fed, have decided and is expected to maintain status quo on interest rates.
- The external accounts like BOP and CAD have shown significant improvement in the last quarter. Strong inflow of FIIs & persistent participation of DIIs aided by steady rise in SIP culture in equity markets are expected to sustain the ongoing rally in equity markets.
- **We have changed our stance from marginal overweight to overweight on equities. The change in stance is made by considering the strong optimism in the market and being bullish on the domestic equity landscape from medium to long term perspective.**

## Fixed Income and Alternates

- While both CPI & WPI lie into comfortable zone, the deficient rainfall in the last month has raised the concerns about possible hike in food prices.
- The spread between yields of high quality and high yield papers have mean reverted. Hence, the investors should be selective while choosing high yielding papers to gain commensurate risk premium. Cooling off yields at the longer end of yield curve has begun to provide impetus to returns from duration strategy.
- **High yielding Debt and Market neutral strategies can be considered for boosting the portfolio yields. The slightly overweight stance on gold should also be maintained as long as geopolitical uncertainties do not subside.**

# Investment Strategy and Shortlisted Products

## Equity

### Investment Strategy

- Strategic – Overweight on equities including exposure to international equities
- Deployment – Combination of lumpsum and staggered as specified on slide #7
- Tactical – Exposure to banking and financial services

### Shortlisted Products\*

- **Large Cap:** ICICI Pru Bluechip Fund, Nippon India Large Cap Fund, Quant Large cap Fund , Infinity I-Equity, EDGE Fund, Index Funds/ ETFs,
- **Multi/ Flexi Cap:** Carnelian Bharat Amritkaal Fund, Guardian Capital Partners Fund Opportunities Scheme AIF, AAA India Equity Fund AIF, White Oak India Pioneers Equity Portfolio/ ESG Portfolio/Digital leader, AlfAccurate IOP PMS, 3P India Equity Fund, ValueQuest Platinum PMS, ValueQuest Growth PMS, HDFC Flexi Cap Fund, SBI Flexicap Fund, Parag Parikh Flexi Cap Fund , Edelweiss Flexi Cap Fund
- **Mid and Small Cap:** Electrum Laureate Portfolio PMS, AlfAccurate Budding Beasts, Nuvama Equities eXpansion Target (NEXT) PMS, Carnelian Structural Shift Fund , Carnelian Shift Strategy (PMS), Mirae Asset Midcap Fund, Tata Midcap Growth Fund, Quant Small Cap Fund , Bandhan Small Cap Fund, Nippon India Growth Fund
- **International:** Motilal Oswal Nasdaq 100 ETF\* , Motilal Oswal Nasdaq 100 ETF FOF\* , \*Motilal Oswal S&P 500 Index Fund\*
- **Global Offshore :** ABSL Global Emerging Market Equity Fund (GIFT City)
- **India Offshore :** Nuvama India Edge Fund , Carnelian India Amritkaal Fund
- **Private Equity/Venture Capital :** Samara Alternate Investment Fund III India, Elev8 Capital Fund 1
- **Structured Products** – Edelcap All weather Equity Plus (AWE+) MLD & Twin Win MLD , NWFL All Weather Equity

# Investment Strategy and Shortlisted Products

## Fixed Income

### Investment Strategy

- Strategic – High yielding papers post risk assessment.
- Tactical – Global bond fund
- Alternates – Infrastructure yield Funds, Performing & Structured Credit, Real Estate Fund
- Exposure to Gold – Slightly Overweight

### Shortlisted Products\*

- **Multi Asset Allocation Fund** - Edelweiss Multi Asset Allocation Fund
- **Performing Credit** – Credit - Structured Income Portfolio Fund, Vivriti Diversified Bond Fund Series 2
- **REIT/InvIT\*\***- Nexus Select Trust REIT/ Mindspace Business Park REIT, IndiGrid InvIT , Bharat Highway InvIT
- **Debt ETF/Index:** Bharat Bond ETF/ Nippon India Nifty AAA CPSE Bond Plus SDL - Apr 2027 Maturity 60:40 Index Fund, Nippon India Nivesh Lakshya Fund
- **Precious Metals:** HDFC Gold ETF/ HDFC Gold Fund/ ICICI Pru Silver ETF/ Nuvama All Weather Gold MLD
- **NCD** : NWFL NCD Series , ECAP Gem Series
- **Arbitrage Funds:** Edelweiss Arbitrage Fund, ICICI Pru Equity-Arbitrage Fund.
- **Warehousing Strategy:** Welspun One Logistics Parks Fund 2
- **Commercial Real Estate:** Primes Office Fund , Rental Yield Plus Fund
- **Residential Real Estate** : ASK Real Estate Special Situations Fund III
- **Long/Short Fund** – Nuvama Absolute Return Strategy (PMS), Whitespace Alpha Fund – 2
- **Global Offshore** : Newport Global Fund Class 43
- **Long Duration Funds:** Nippon India Nivesh Lakshya Fund , ICICI Prudential Long Term Bond Fund
- **Insurance (ULIP)** : Edelweiss Life - Wealth Premier Plan

# Model Portfolio & Asset Allocation Summary

Strategic and tactical asset allocation					
	Equity				Fixed Income and Alts
Substantially undeployed / Fresh Capital to invest^	Immediate	End of Month 1	End of Month 2	End of Month 3	<ul style="list-style-type: none"> <li>▶ High Yielding papers via Direct bonds or MFs can be considered from HTM perspective.</li> <li>▶ Market neutral strategies can be preferred for augmenting the portfolio yields.</li> </ul>
	35%	25%	25%	15%	
Deployed as per strategic allocation	<ul style="list-style-type: none"> <li>▶ Equity allocation is proposed to be overweight. Allocation to mid and small cap universe in domestic equities can be neutral.</li> </ul>				<ul style="list-style-type: none"> <li>▶ Considering the ongoing geopolitical uncertainty, Gold allocation can be slightly overweight.</li> <li>▶ Review the underlying credit exposures (direct/indirect) as well as allocation to duration and reallocate, if needed.</li> </ul>

	Conservative Portfolio	Moderate Portfolio	Aggressive Portfolio
Model Portfolio vis-a vis Tactical Asset Allocation for Existing Clients*	<p>Bar chart for Conservative Portfolio:</p> <ul style="list-style-type: none"> <li>Equity: Model Portfolio (25%), Current Allocation (30.0%)</li> <li>Fixed Income &amp; Alts: Model Portfolio (75%), Current Allocation (70.0%)</li> </ul>	<p>Bar chart for Moderate Portfolio:</p> <ul style="list-style-type: none"> <li>Equity: Model Portfolio (45%), Current Allocation (55.0%)</li> <li>Fixed Income &amp; Alts: Model Portfolio (55%), Current Allocation (45.0%)</li> </ul>	<p>Bar chart for Aggressive Portfolio:</p> <ul style="list-style-type: none"> <li>Equity: Model Portfolio (60%), Current Allocation (75.0%)</li> <li>Fixed Income &amp; Alts: Model Portfolio (40%), Current Allocation (25.0%)</li> </ul>

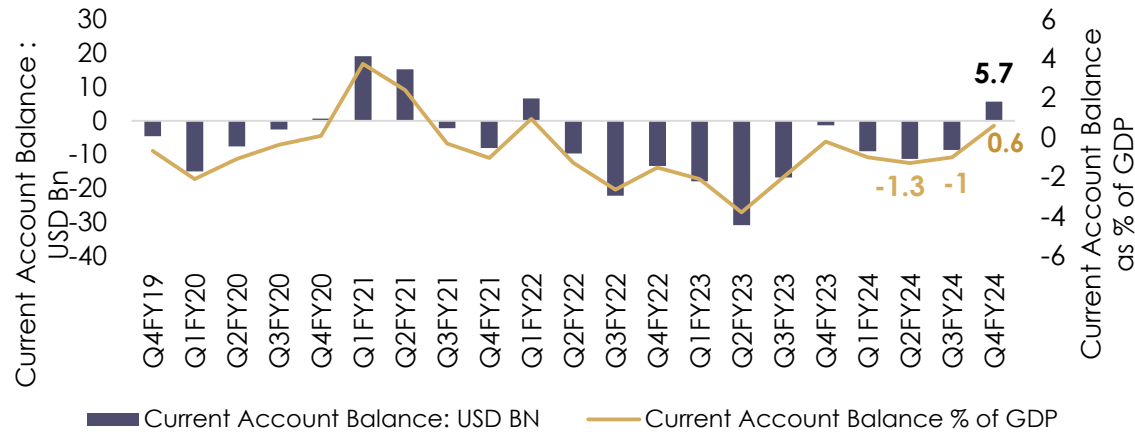
# Indian Economy



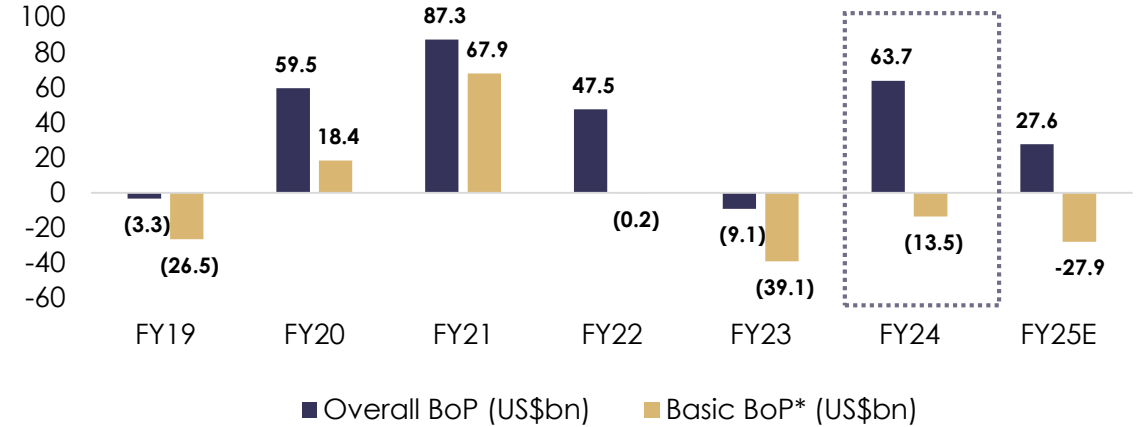


# Q4BOP Update : Healthy Capital Flows & Comfortable CAD

Q4FY24 CAD/GDP turns positive amid easing goods deficit



Overall BOP moves into surplus in FY24



\*Basic BOP = CAD + FDI

Business Services has been the fastest-growing services sector post-Covid

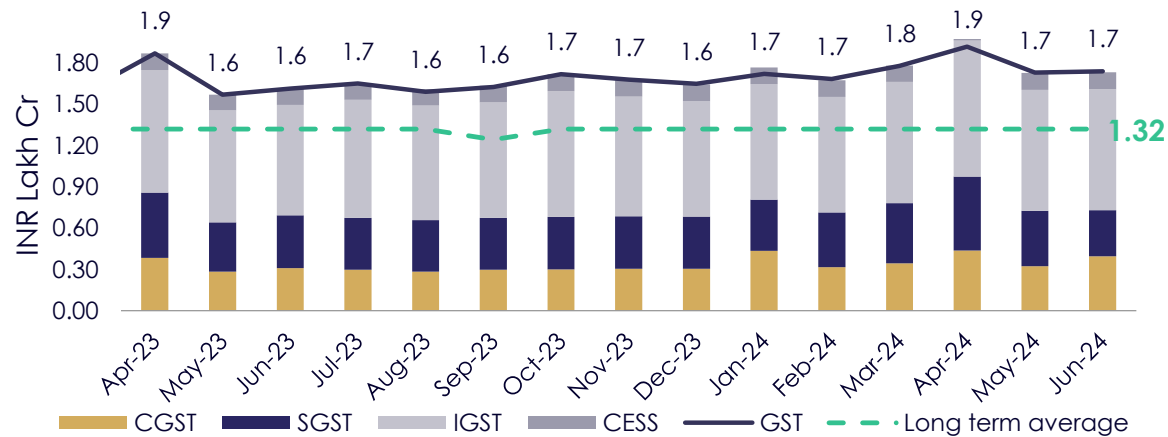
Net Service Exports	FY19	FY20	FY21	FY22	FY23	FY24	FY25E
Total services	81.9	84.9	88.6	107.5	143.3	163	173
Software Services	78	85	90	110	131	142	146
Non Software Services	8	7	0	0	19	21	27
Travel	6.7	8	-3	-7.2	-1.4		
Transportation	-1.1	-3.3	2.1	-3.2	-4.5	-0.1	
Insurance + Fin svs	0.9	0.7	0.3	1.2	0.9	0.4	
Business Services	-1.3	-1.2	-0.4	7.3	20.6	29.2	
Financial Services	1.4	1.8	-0.4	-0.1	2.1	3.5	
Communication Services	1.4	1.4	1.4	2	1.8	1.3	
Govt nie	-0.5	-0.4	-0.4	-0.2	-0.3	-0.5	

Source : RBI

- The current account deficit for FY24 declined to \$23.2 billion from \$67 billion in the previous fiscal, as the current account turned positive in the last quarter of the year to 0.6% of the GDP or \$5.7 billion.
- Goods trade deficit narrowed to USD242bn (6.8% of GDP), whereas Services surplus expanded to USD163bn (13% YoY), along with steady transfers

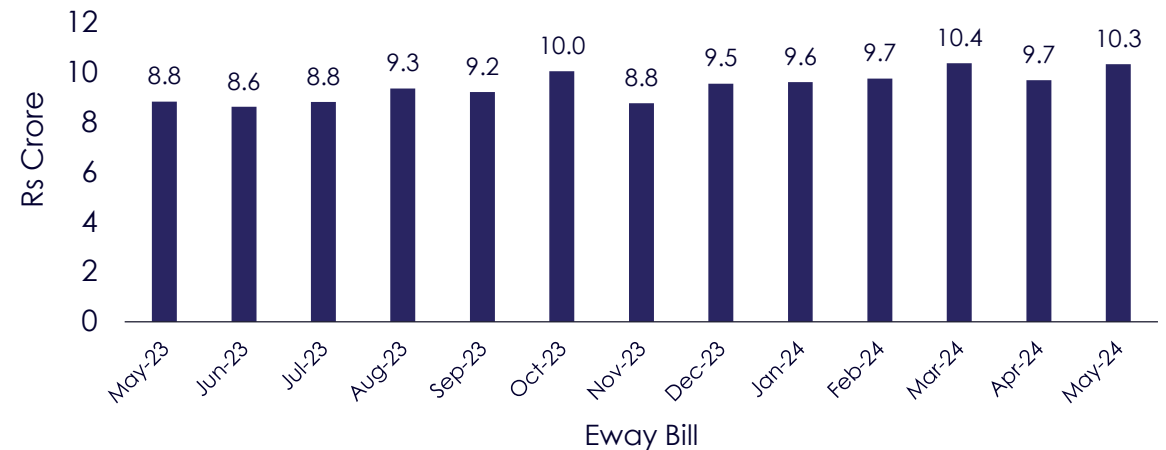
# India's Aggregate Demand Remains Strong

GST Collection sees (YOY) growth rate of 7.7% in June 2024



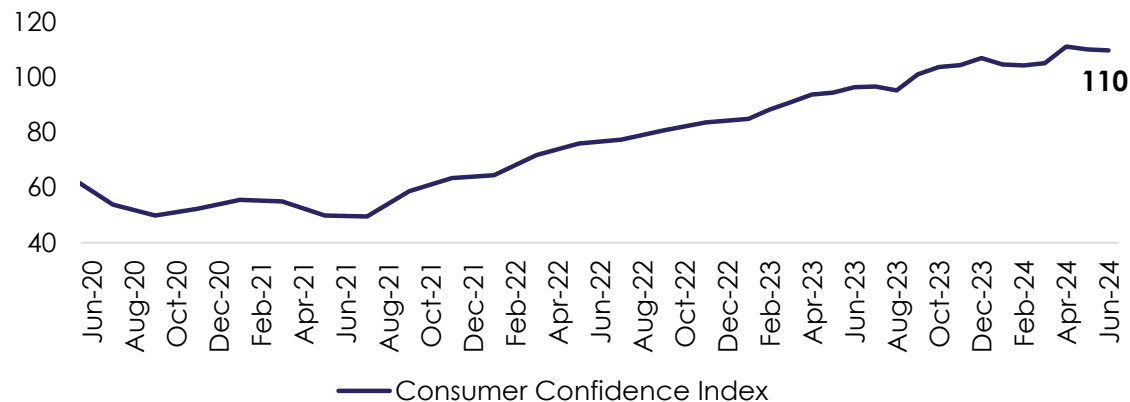
Source: RBI

E-way bill generation sees a rise in May 2024



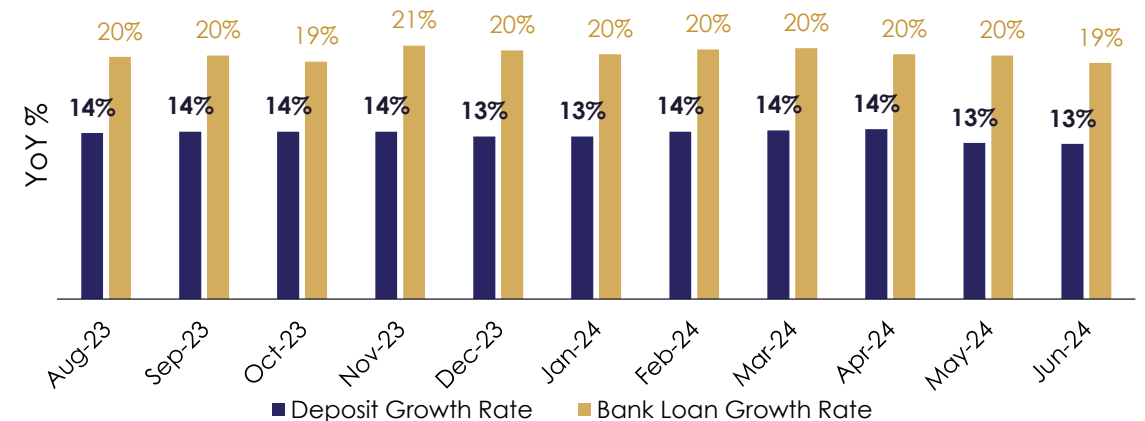
Source: Trading economics

Consumer sentiment index continue to remain high



Source: CMIE

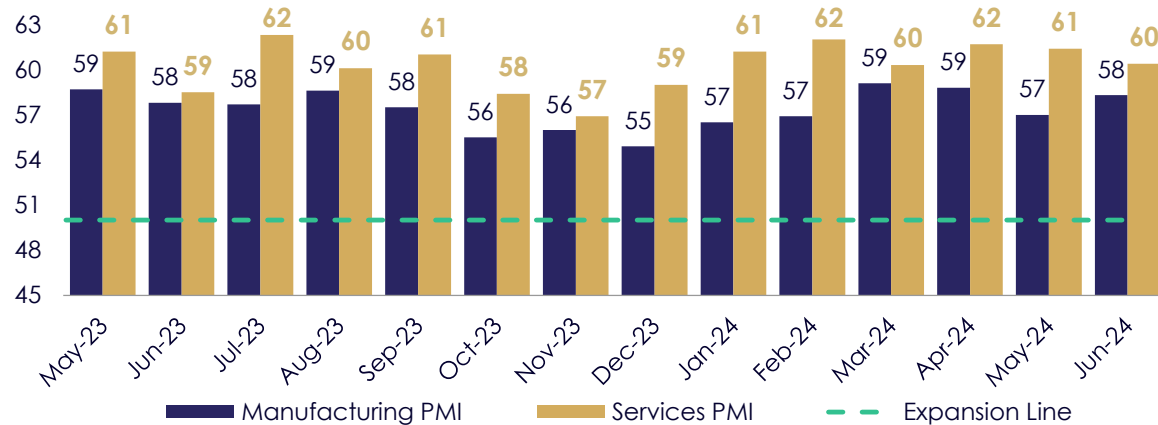
Credit growth from banking channel continue to remain high in June 2024



Source: Trading economics

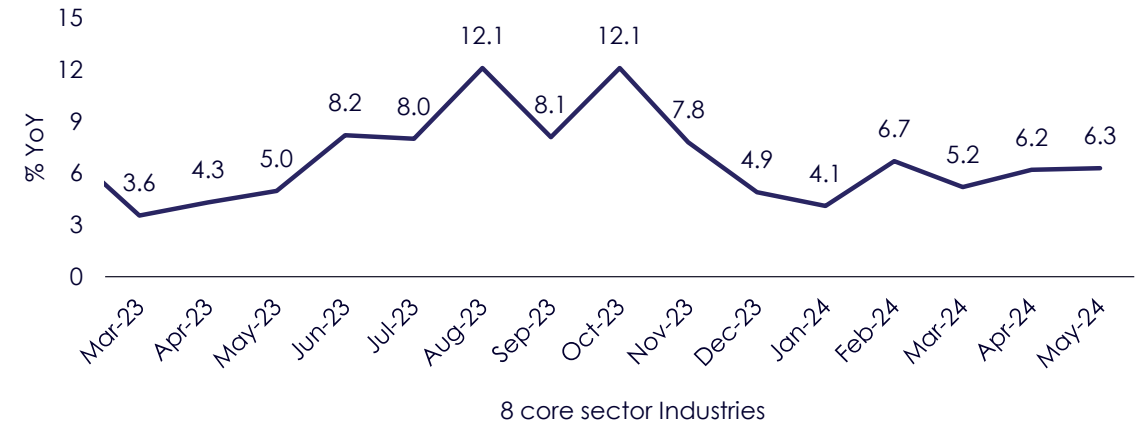
# Macro Indicators On Supply Side Giving Mixed Signals

Manufacturing PMI rebounds in June 2024 as Job creation hits record high



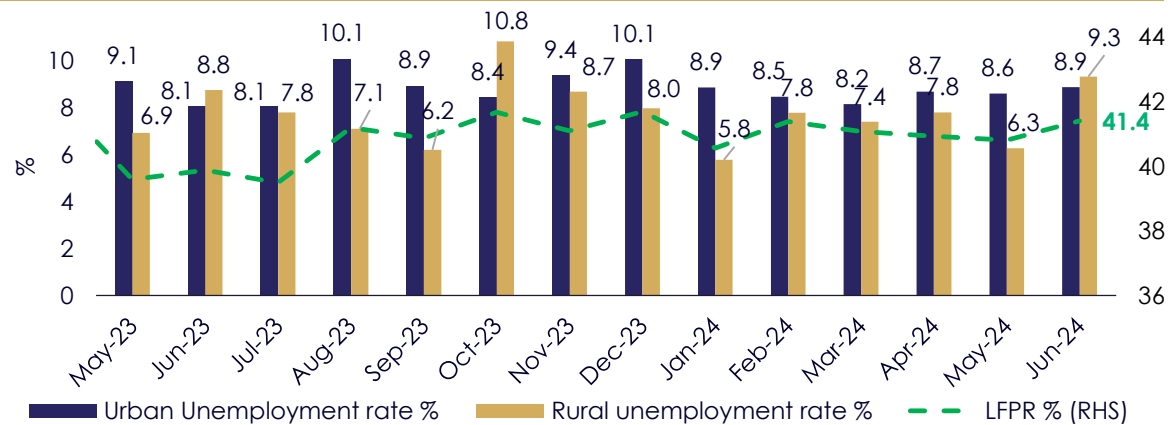
Source: Trading Economics

Growth Rate of 8 core sectors increases in May 2024



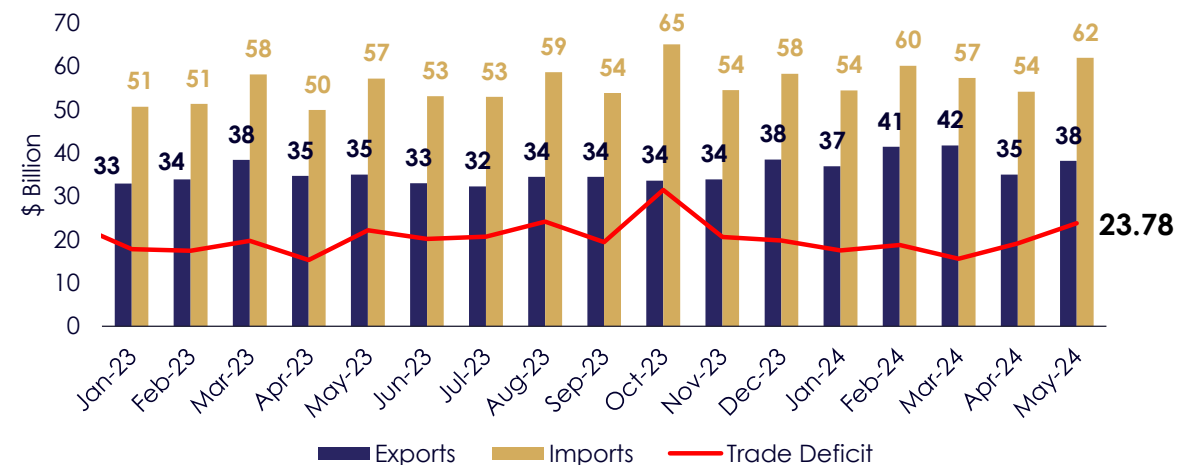
Source: CMIE

Rural Unemployment worsens due to lower than expected rainfall June 2024



Source: CMIE

India's trade deficit widens to 7 month high of \$ 23.78 bn in May 2024



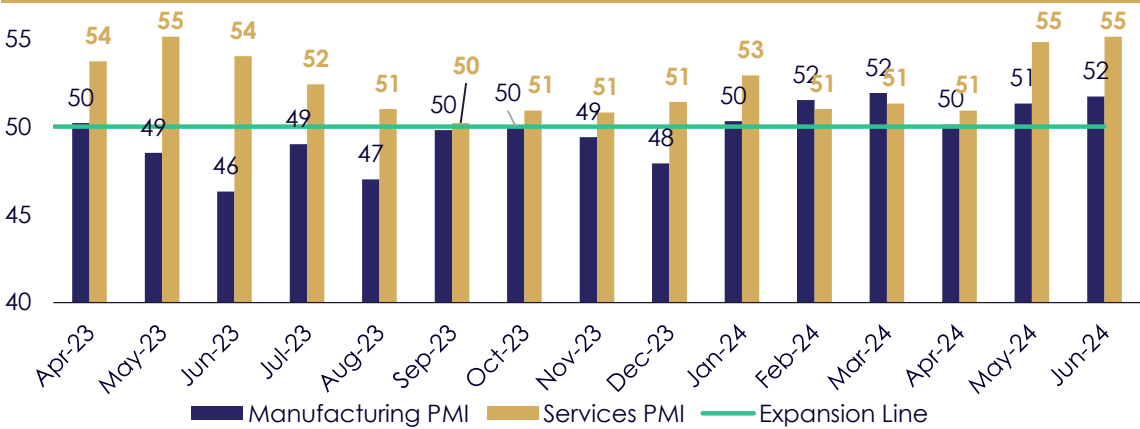
Source: Bloomberg

# Global Economic Scenario



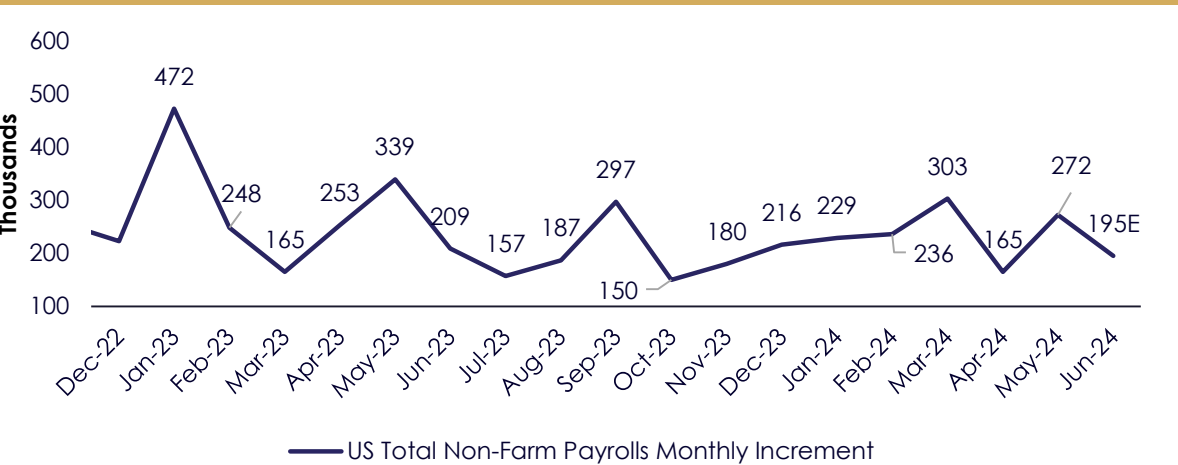
# Global Economic Activities Remain Sluggish

Global Service PMI continue to remain high in June 2024



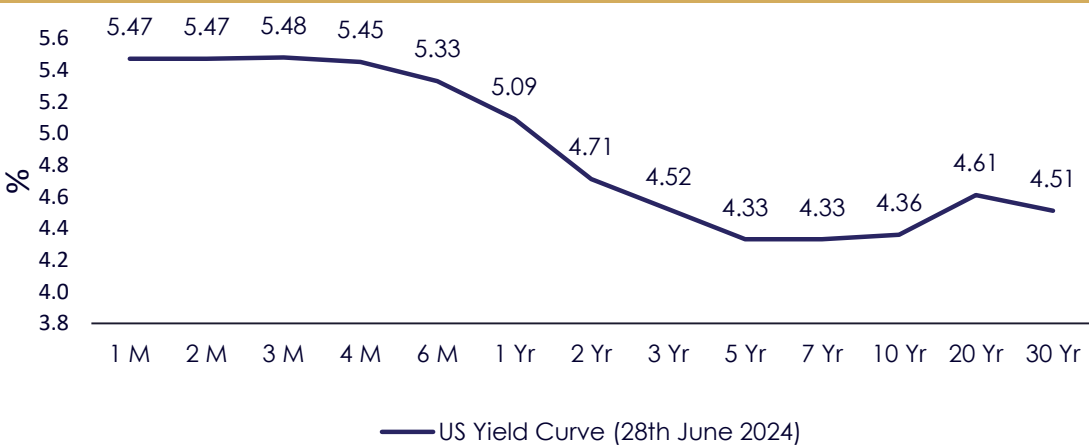
Source: Nuvama Wealth Research

US Job Gains expected to see a mild drop in June 2024



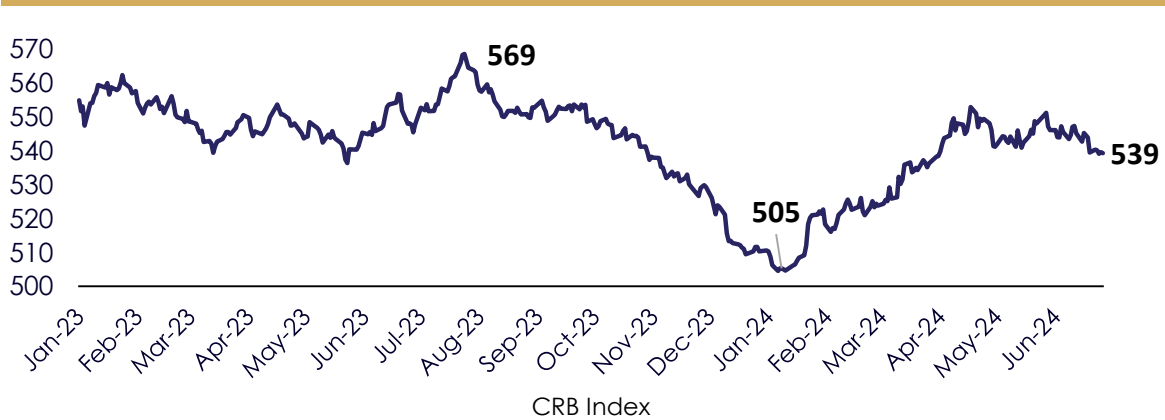
Source: Nuvama Wealth Research

US Yield Curve remains Inverted



Source: Nuvama Wealth Research

CRB Index# continue to rise in June 2024 from the lowest levels of Jan 2024

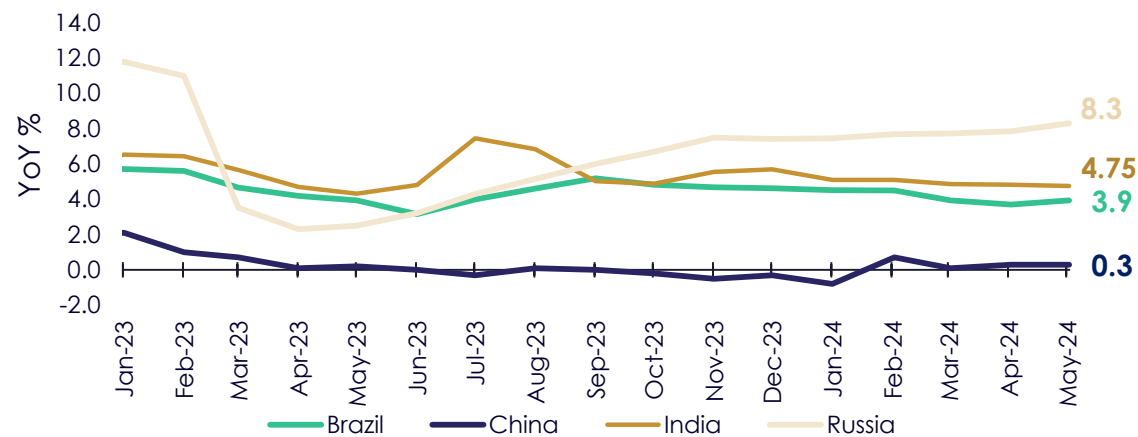


Source: Trading economics

#Commodity research bureau index (CRBI) comprises a basket of 19 commodities, with 39% allocated to energy contracts, 41% to agriculture, 7% to precious metals, and 13% to industrial metals.

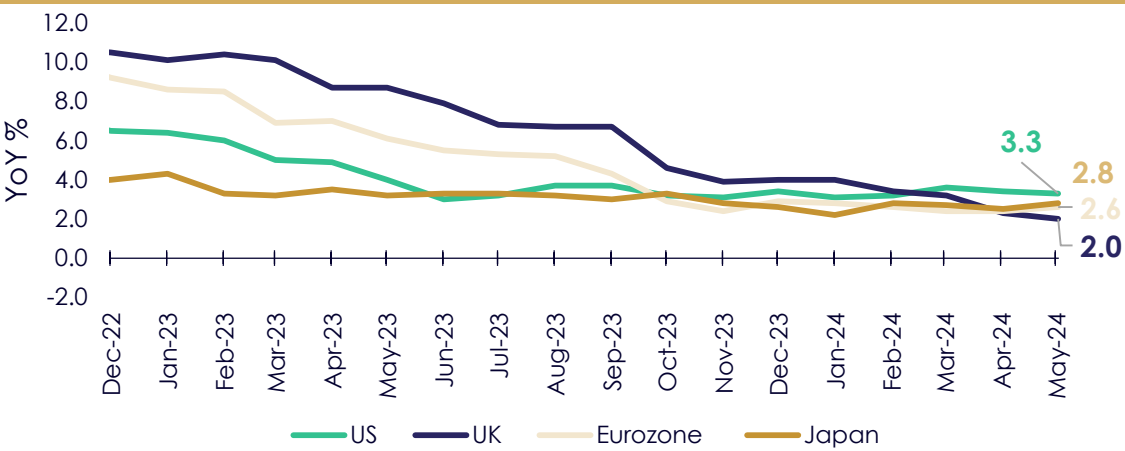
# Inflation Worries Persist For Longer Than Expectation

Inflation in developing economies remain unchanged



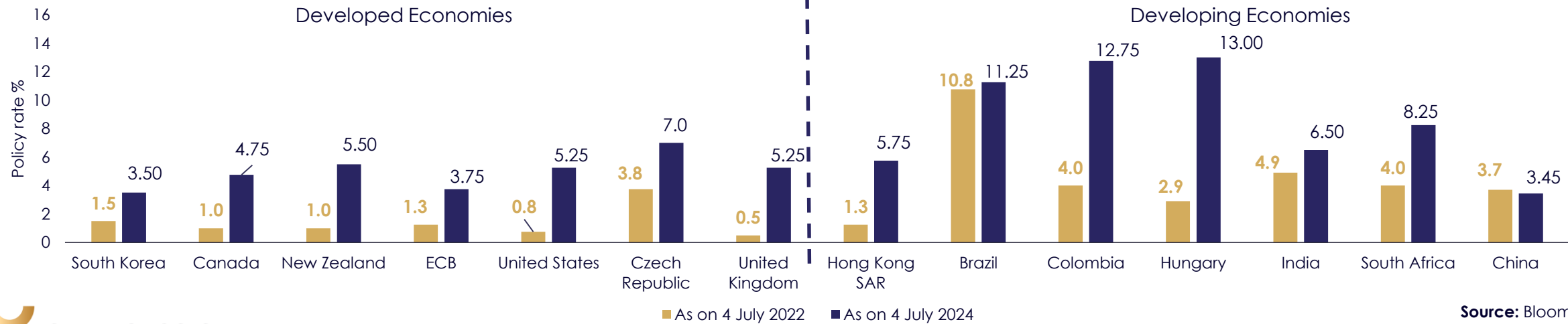
Source: Bloomberg

Inflation levels stabilize for major developed economies



Source: Bloomberg

Interest rates are expected to remain elevated until Inflation concerns subside



Source: Bloomberg

# Asset Class Specific Views & Performance



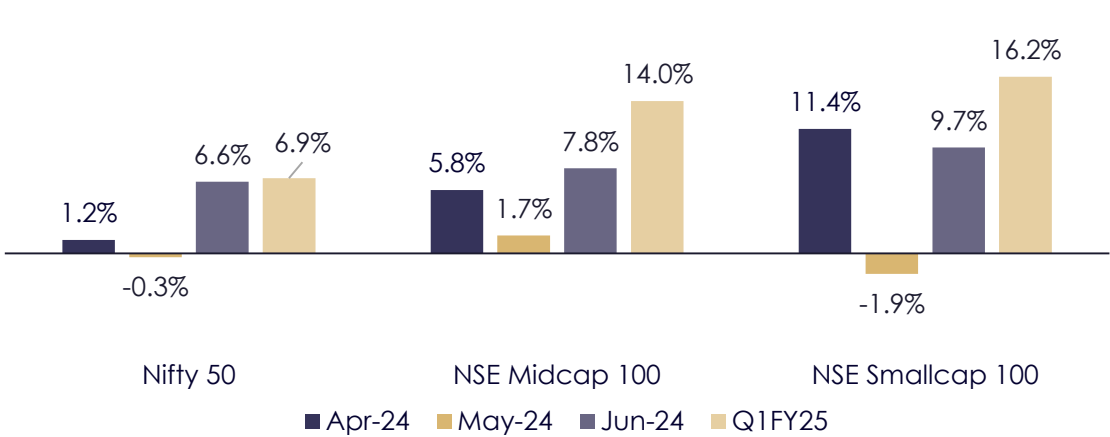
# Equity





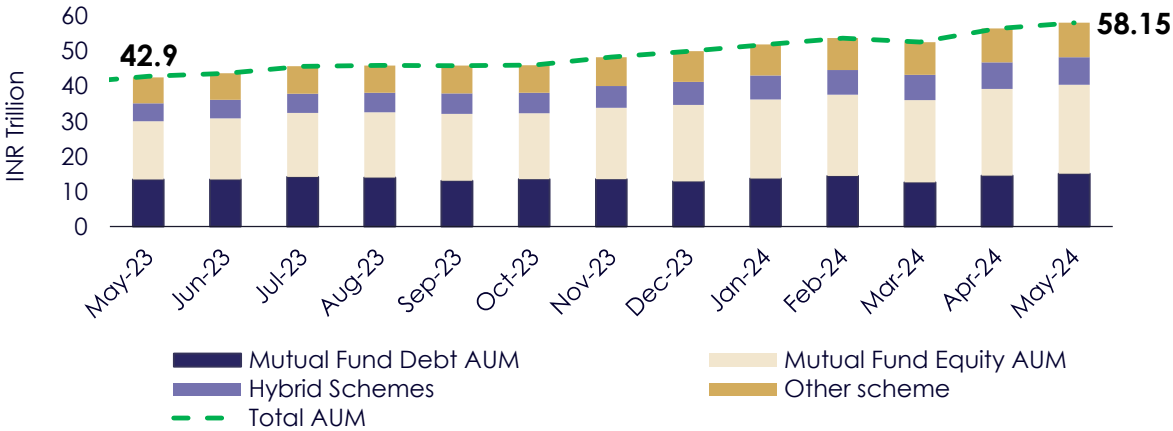
# Indian Equity Markets witness rally in June 2024

Equity Markets bounce back in June 2024



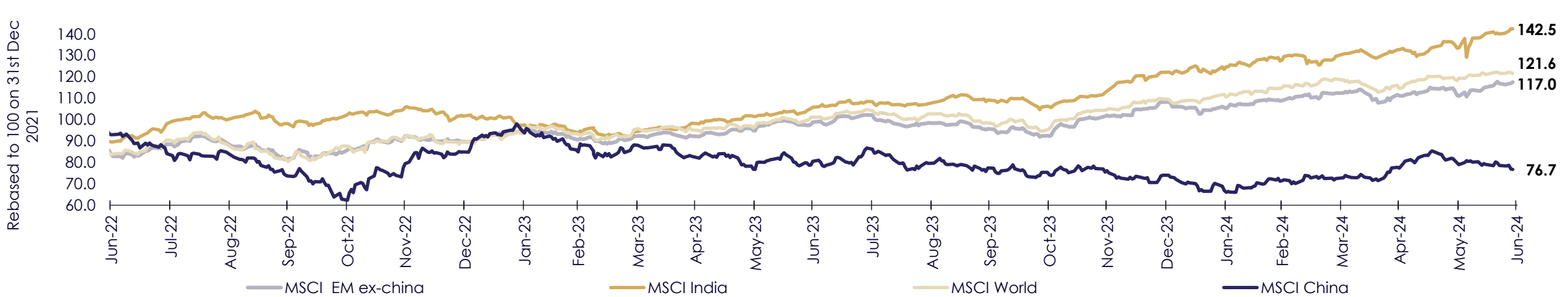
Source: NSE

Mutual Fund AUM at all time high YOY (~35%) in May 2024



Source: Nuvama Wealth Research

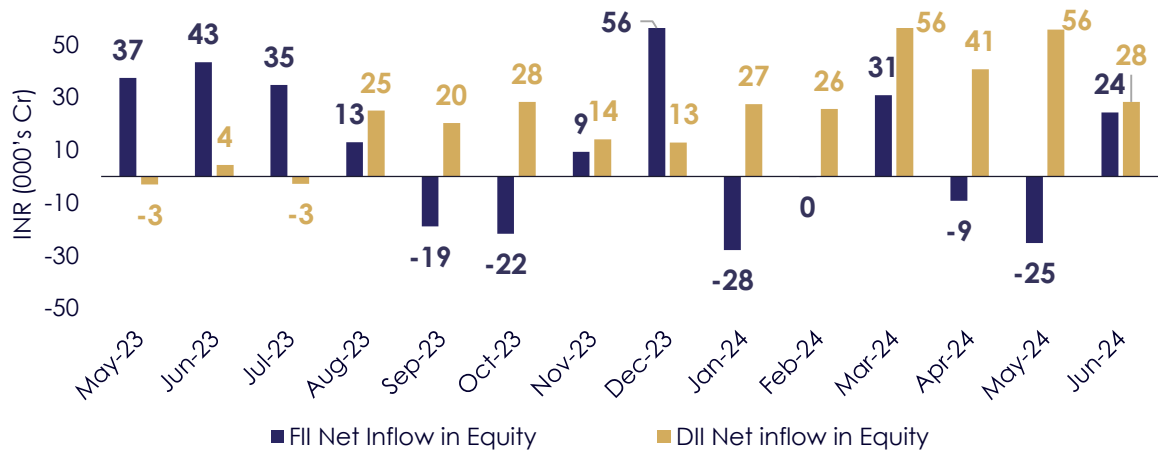
Indian Markets continue to strongly outshine other Global Markets



Source: Bloomberg

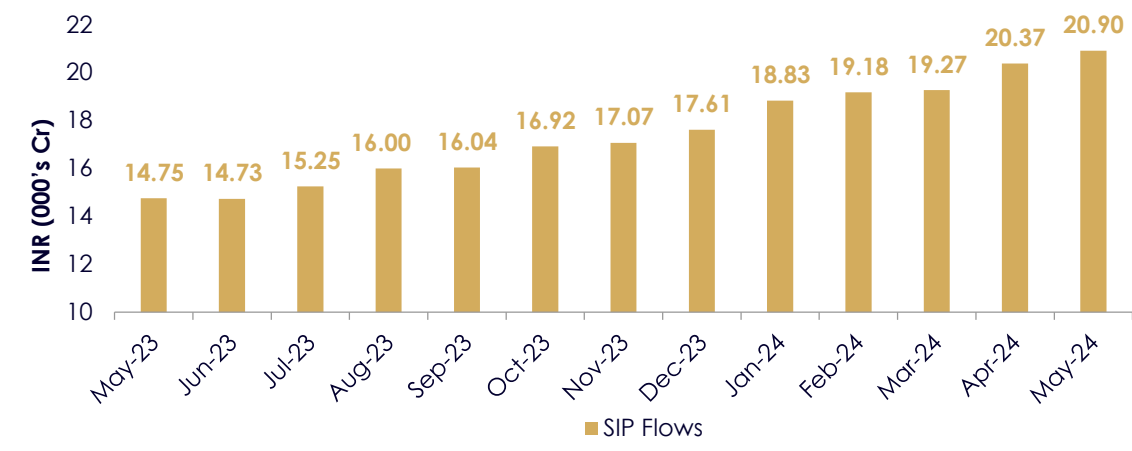
# FII participation & SIP flows maintain traction in the market

FII Inflows bounces back to positive in June 2024



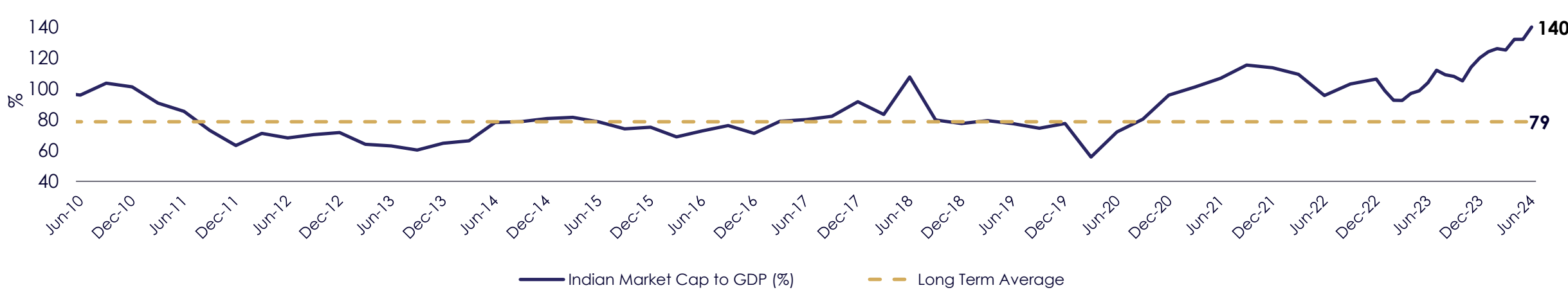
Source: NSE

SIP inflows sees (YOY) growth rate of ( ~42% ) in May 2024



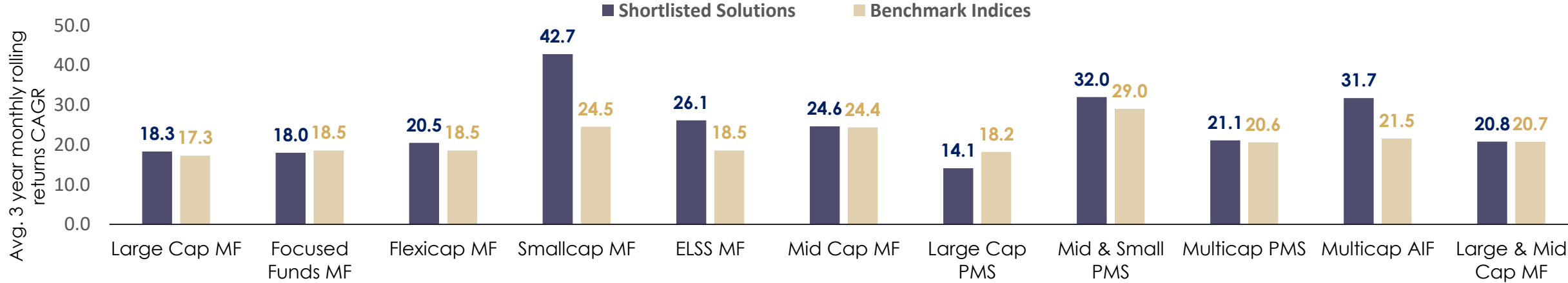
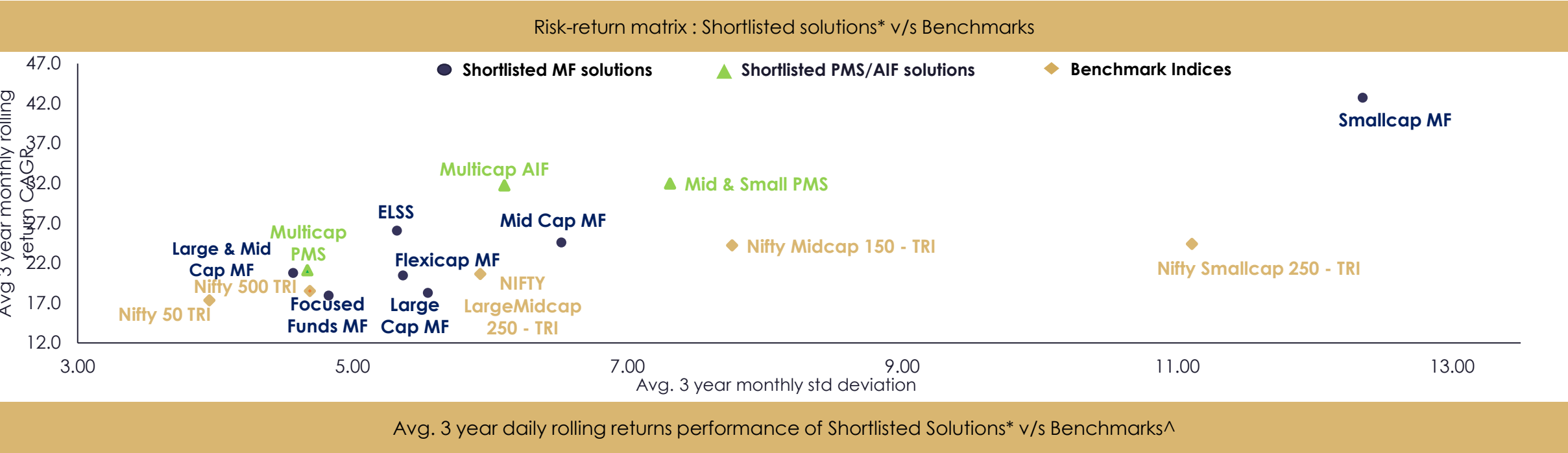
Source: Nuvama Wealth Research

Market Cap to GDP ratio witnesses an ongoing upward trend



Source: Bloomberg

# Listed Equity Funds- Risk Return Matrix of Shortlisted Solutions

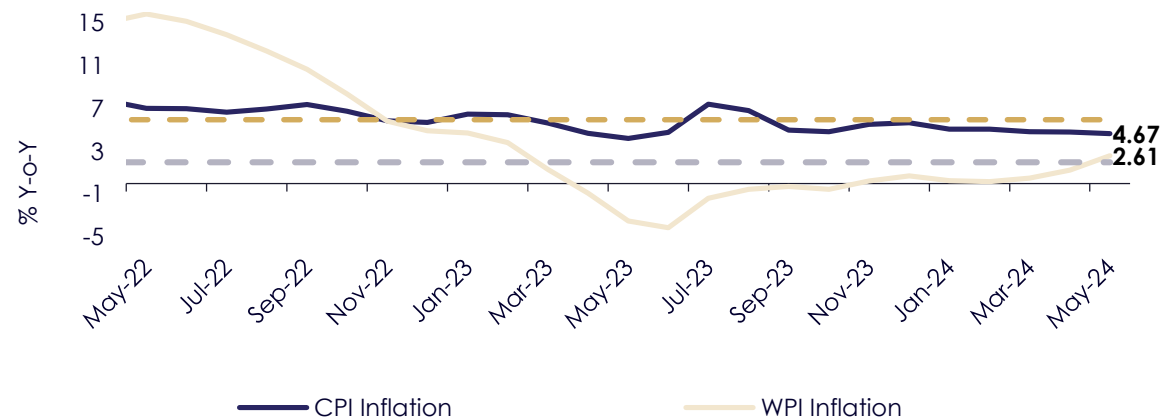


# Fixed Income



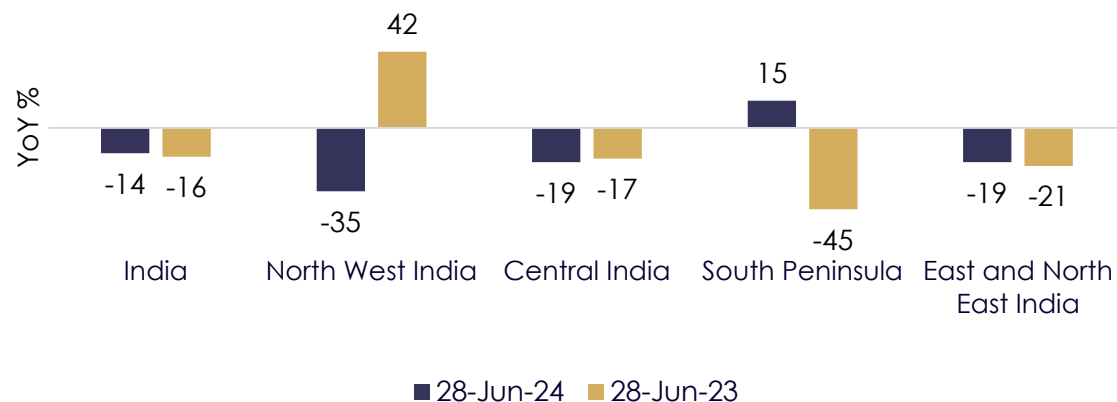
# Retail Inflation Cools Down; RBI Continue With Wait And Watch

CPI eases to a 12 month low in May 2024



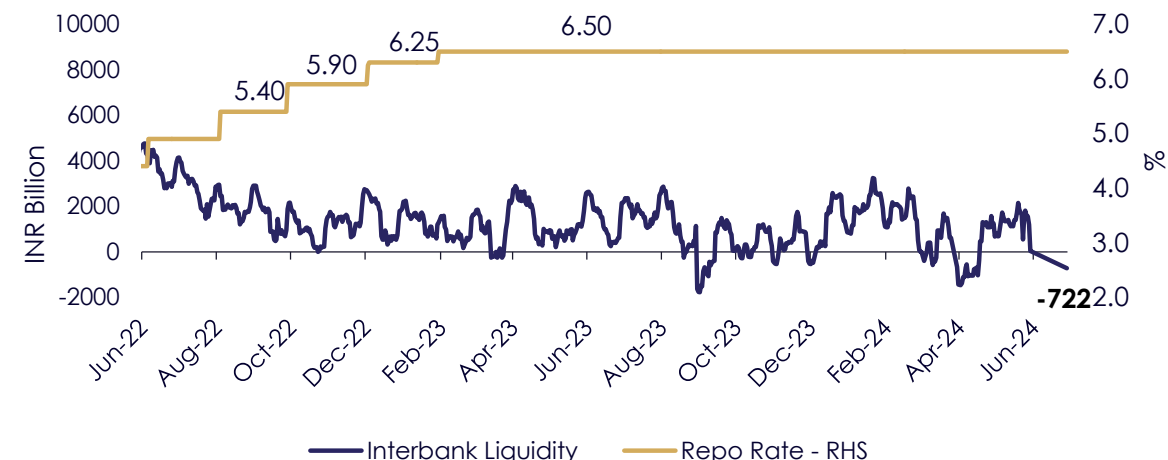
Source: Trading Economics

June witnessed deficient rainfall



Source: RBI.org

RBI maintain status quo on interest rates

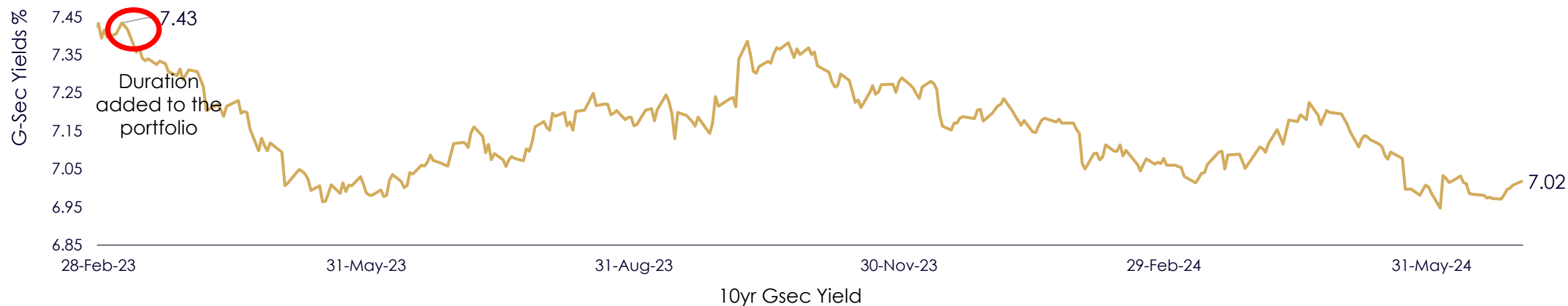


Source: Bloomberg

- Retail food prices move higher due to persistent heatwave conditions -** On an annual basis as well, avg prices for cereals (9.4%), pulses (14.0%), vegetables (39.3%) and milk (1.9%) were higher, while those for oils and fats (-4.3%) were lower. Vegetable prices may decline from August onwards if the monsoon picks up; however, milk and pulses prices will stay high due to tight supplies
- Reservoir levels in deficit & below last year-** Overall basin-wise reservoir levels are in deficit, and below last year's level as well. As of 27th June, the overall level is ~14% below the LTA, and 21% below last year's level. Most major river basins are in deficit – Ganga (north and east), Godavari (west and south), Indus (north), Kaveri (south), Mahanadi (central and east) and Krishna (west and south). Only Narmada (central and west) is in surplus

# Cooling Of Long Term Yield Give Impetus To Duration Strategy Returns

Yields of 10 year benchmark remains range bound

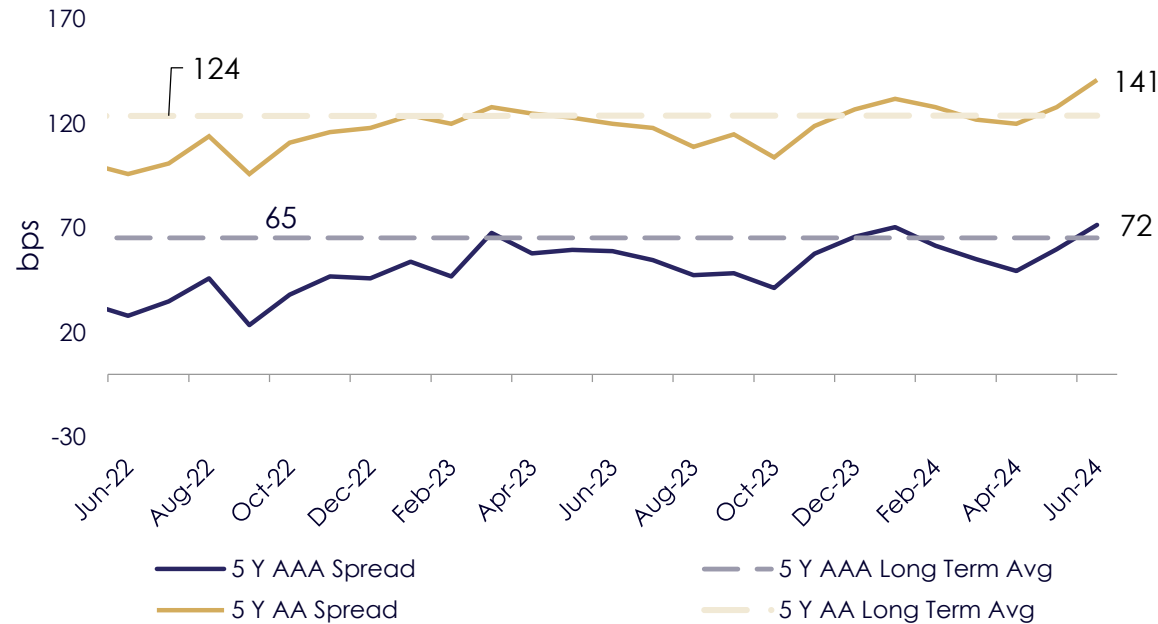


Source: Bloomberg

Duration Play introduced in the end of Feb'23		
Schemes	Bharat Bond FoF - April 2033	Nippon India Nivesh Lakshya Fund(G)-Direct Plan
Absolute Returns(Since Feb 2023 till June 2024)	12.22 %	13.64 %
YTM as 31 <sup>st</sup> May 2024	7.37%	7.22%
Mod Duration as 31 <sup>st</sup> May 2024	6.02	10.23

# Credit Spreads Hover Around Their Long Term Average

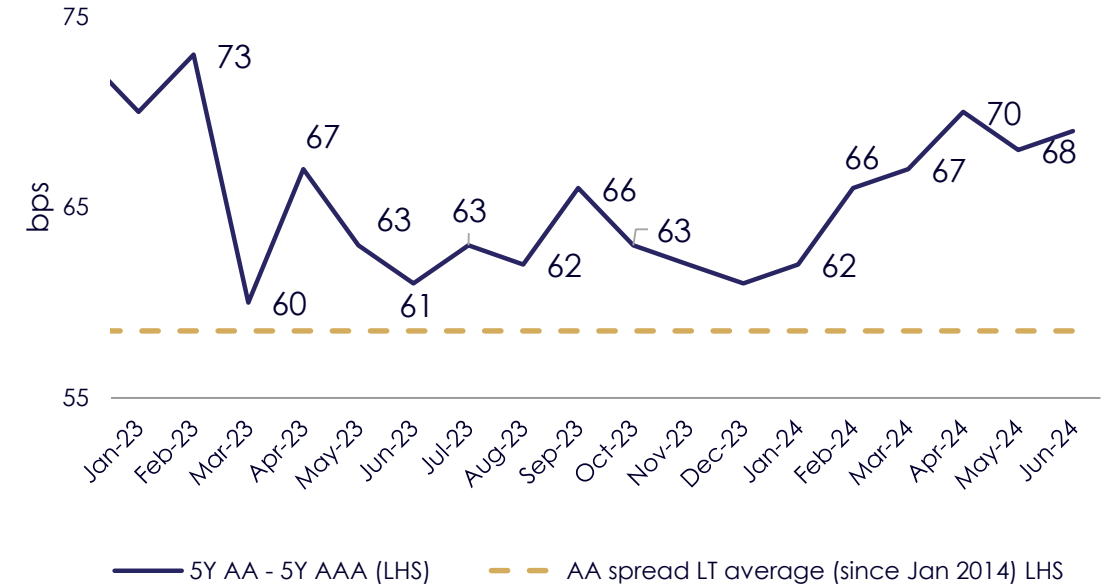
AAA and AA spreads seems attractive



5 Year Bonds including Corporates, Banks & NBFCs; spreads are over 5Y G-sec

Source: Bloomberg

AA credit spread seems lucrative

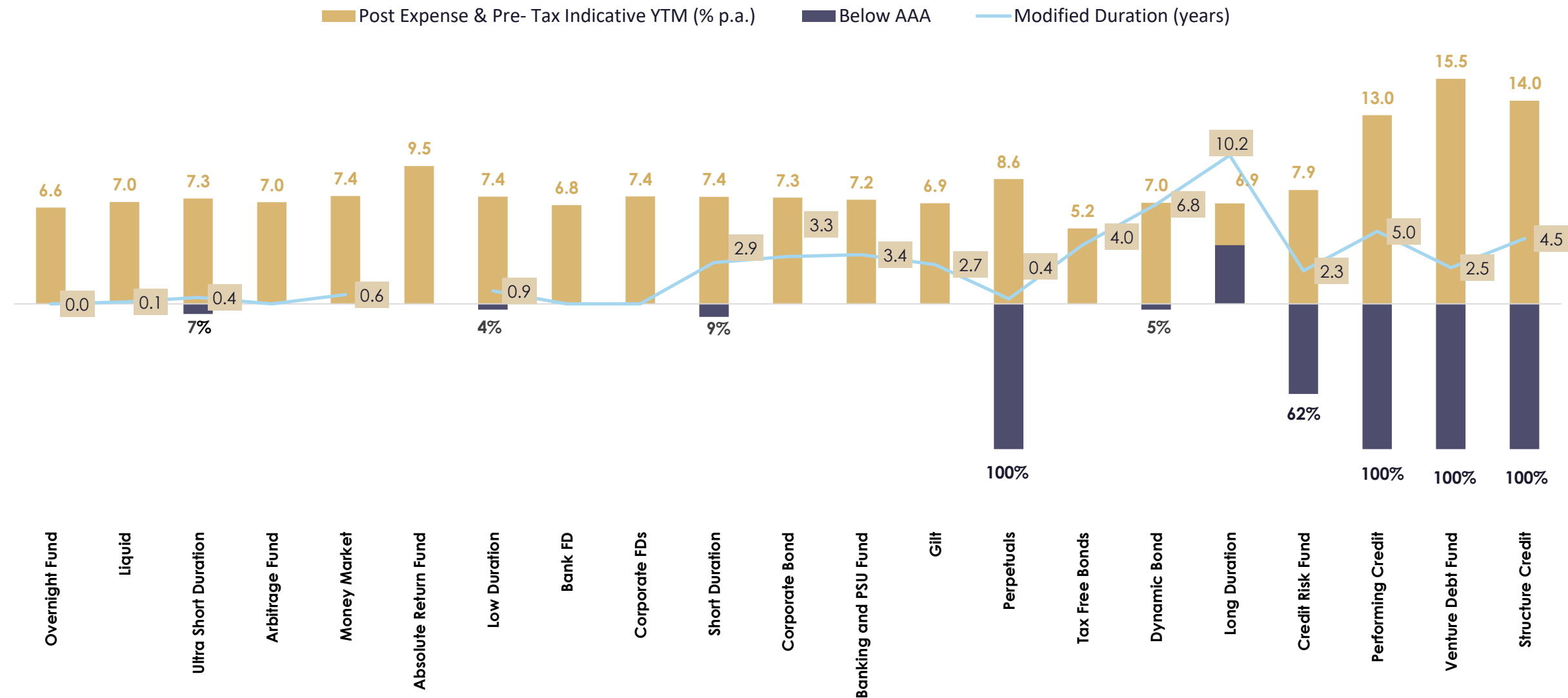


5 Year Bonds including Corporates, Banks & NBFCs

Source: Bloomberg

- AA spreads & AAA spreads are seen moving above the long term average in June 2024.
- The spread between the yields of AAA and AA rated papers remains above long term average. However, investors should be mindful of the choice of AA issuers for the incremental risk as they should be sufficiently compensated.

# Snapshot of Shortlisted Debt Solutions



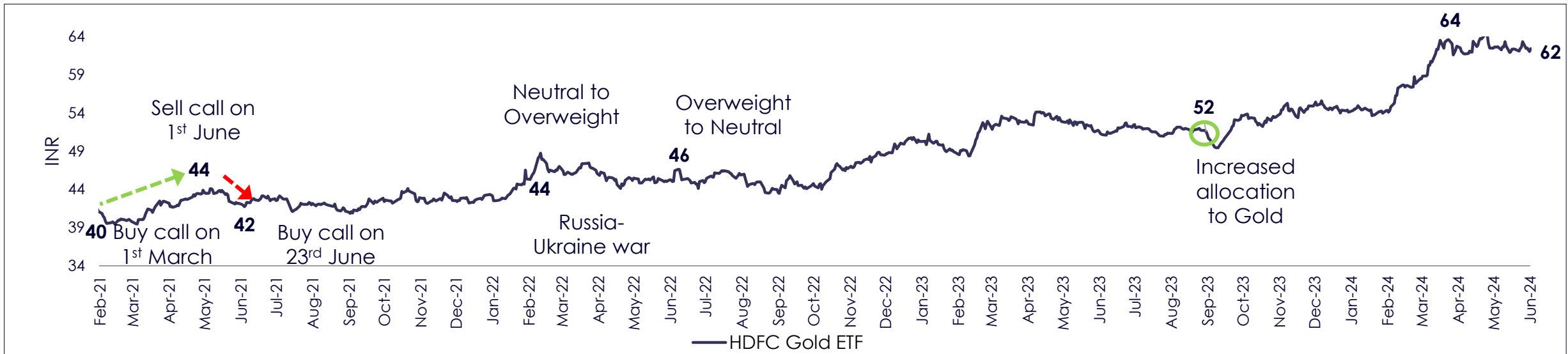
Above Data is for shortlisted MFs in each category as of May 2024  
Post expense indicative YTM for Direct Plan and Modified duration is the average of respective categories; We have considered SBI FD (AAA) for 1 to 2 years for Bank FD and Bajaj Finance (AAA) for Corporate FD for 1 year. Different Perpetuals across maturities for perpetual and different tax-free bonds across maturities till 2030 for tax free



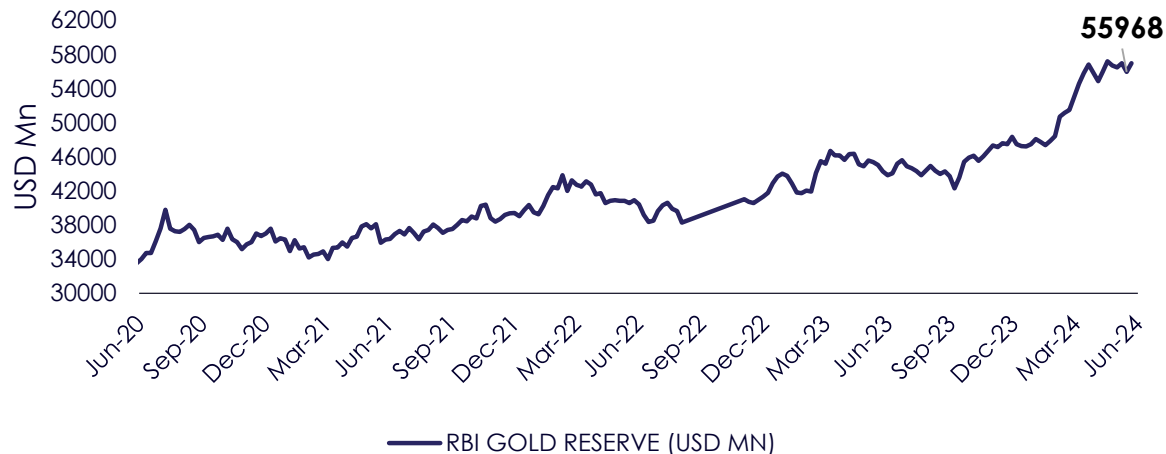
# Gold



# Gold continues to remain high



RBI gold reserves continue to witness an uptick



Source: Bloomberg

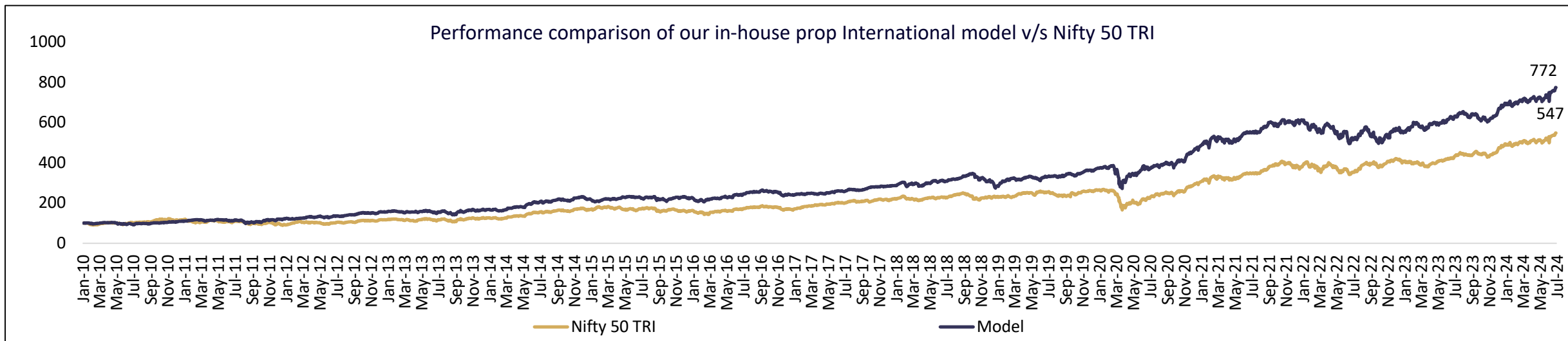
- Our model had generated a buy signal on 23<sup>rd</sup> June 2021, since then the returns generated in absolute terms is **46.34%** as of 28<sup>th</sup> June 2024
- Protracted geopolitical uncertainty and resilient global inflationary pressures, gives gold the potential to perform well as it acts as a natural hedge during the uncertainty. However, this is subject to the level of dollar index
- The GIAC committee increased the underlying allocation to gold on 26-Sept-23 (Absolute return till 28<sup>th</sup> June 2024 is **21.08%**), across its portfolios given the potential to offer returns and the resilience despite interest rates peaking out. Over the next six months, gold can be a significant performer and one should be keen on capitalizing on this potential

# International Equity



# International Equity Allocation in Model Portfolios

Interest Rates across economies remain elevated



- ❑ Merits of allocation to International Equities:
  - Exposure to exclusive business idea which may not be available in Domestic markets
  - Diversification benefit because of low correlation with domestic equities
  - Benefit of depreciation of INR against USD over long term
- ❑ Within international equity, we believe us is better poised for recovery compared to other advanced economies such as eurozone. Hence, we trimmed exposure from non-us advanced economies in our portfolios

## International Equities Allocations in Portfolios

Risk Profile	Allocation in Jun-24	Allocation in May-24
Conservative	3.75%	3.75%
Moderate	5.00%	5.00%
Aggressive	6.25%	6.25%

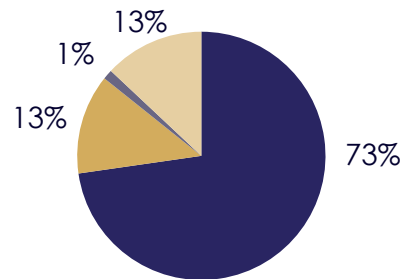
# Model Portfolio



# Model Portfolio Characteristics

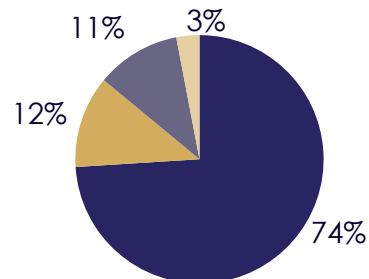
Market Cap wise Allocation\* (as %age of Equity portfolio)

Conservative Portfolio



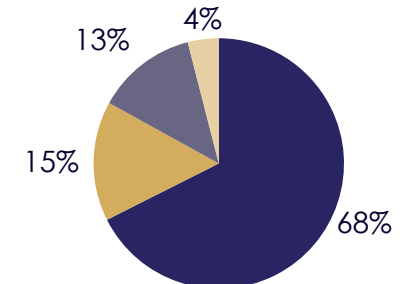
■ Large Cap ■ Mid Cap ■ Small Cap ■ Others

Moderate Portfolio



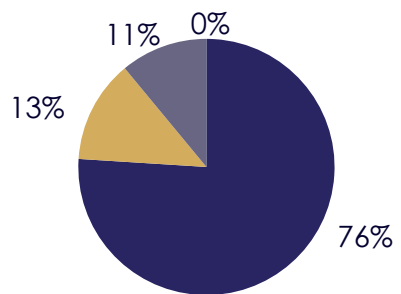
■ Large Cap ■ Mid Cap ■ Small Cap ■ Others

Aggressive Portfolio



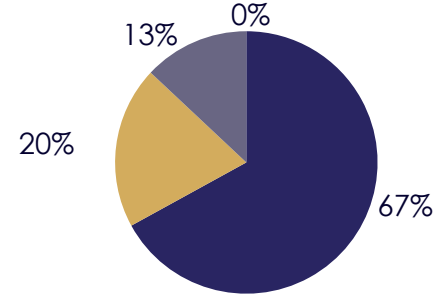
■ Large Cap ■ Mid Cap ■ Small Cap ■ Others

Portfolio Credit and Duration Profile (as %age of Fixed Income portfolio)



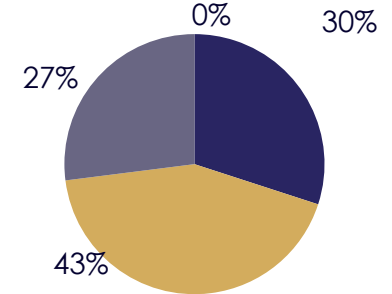
■ AAA ■ AA ■ A ■ Others

Parameters	Values^
Duration	1.30 Years
YTM	9.62%



■ AAA ■ AA ■ A ■ Others

Parameters	Values^
Duration	1.30 Years
YTM	9.94%



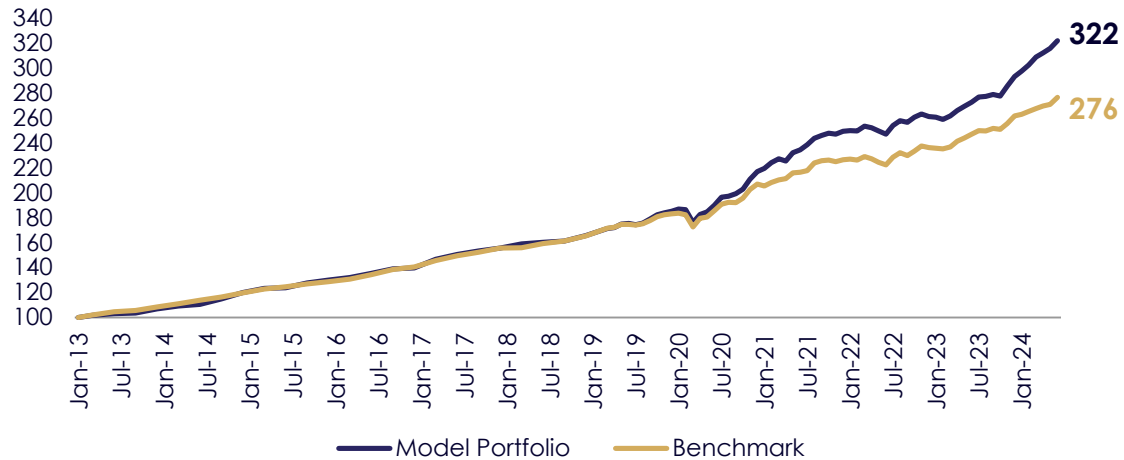
■ AAA ■ AA ■ A ■ Others

Parameters	Values^
Duration	1.30 Years
YTM	11.17%

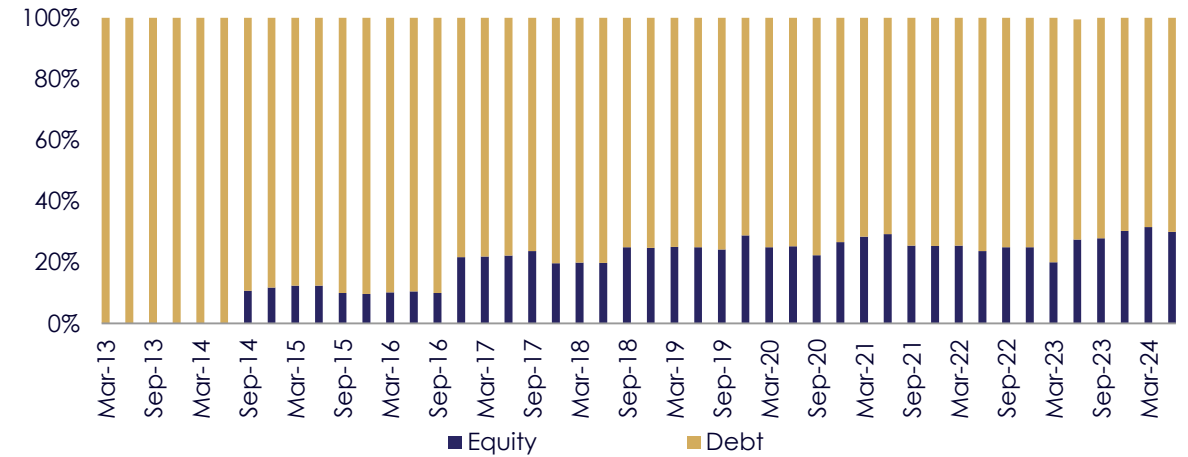
\* Market Cap classification as per SEBI definition as on Apr 2024 portfolio details; Allocation to International equities is considered as others

# Our Model Portfolio Performance - Conservative

Growth of Rs 100 Crs invested in January 2013



Change in Asset Allocation over time



Since Inception	Model Portfolio	Benchmark
CAGR*	10.70%	9.24%
Annualized Volatility^	5.62%	5.07%
Sharpe Ratio**	0.84	0.64

Trailing Return	Model Portfolio	Benchmark
3 Months	4.23%	3.42%
6 Months	9.82%	5.69%
12 Months	18.14%	12.00%

Calendar Year Returns	CY 2013	CY 2014	CY 2015	CY 2016	CY 2017	CY 2018	CY 2019	CY 2020	CY 2021	CY 2022	CY 2023	CY 2024
Model Portfolio	6.85%	12.15%	8.33%	7.47%	11.49%	6.39%	11.74%	17.31%	14.85%	4.78%	12.26%	9.82%
Benchmark	8.26%	10.62%	7.46%	9.03%	10.89%	6.27%	10.60%	13.08%	9.51%	4.30%	10.75%	5.69%

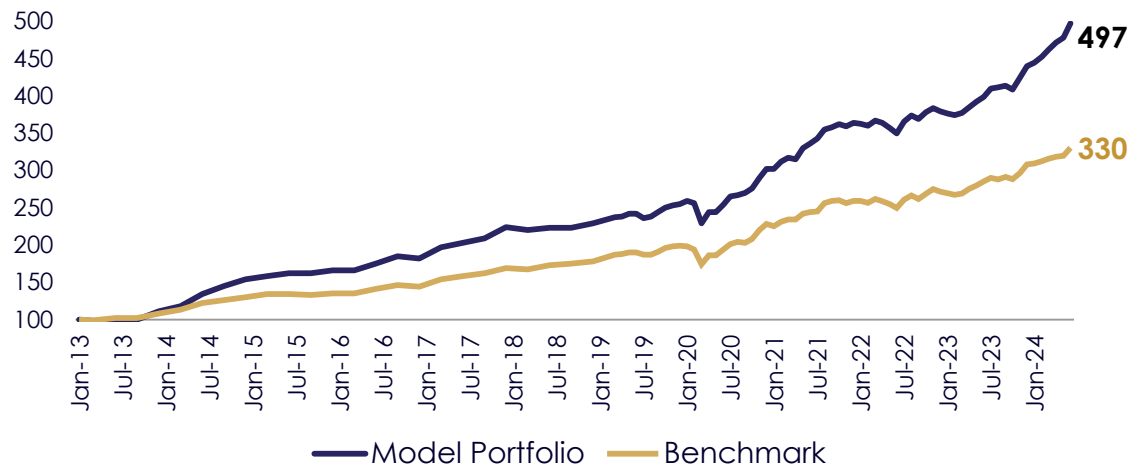
# Model Portfolio: Conservative

Asset Class	Category	Allocation
Equity	Large Cap Mutual Fund	5.00%
	Factor Based ETF	8.75%
	Large Cap AIF	6.00%
	Large Cap PMS	6.50%
International Equities	International Equity FOF/ETF	3.75%
Alternate	Gold	4.00%
	Warehousing Strategy (CAT II AIF)	10.00%
	Operating Assets Strategy (CAT II AIF)	10.00%
Fixed Income	InvIT	15.00%
	Direct Bonds	26.00%
	Performing Credit Strategy (CAT II AIF)	5.00%
Grand Total		100.00%

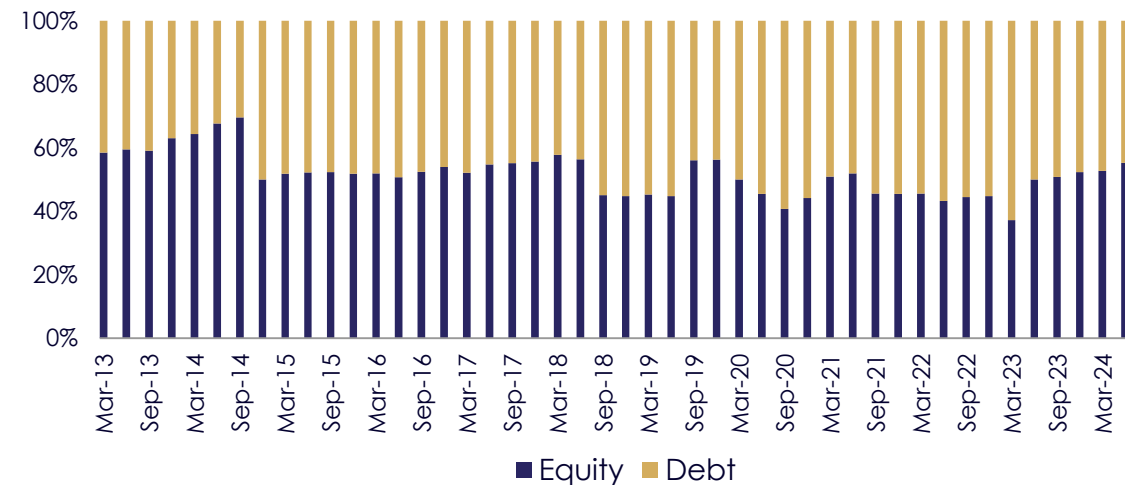


# Our Model Portfolio Performance - Moderate

Growth of Rs 100 Crs invested in January 2013



Change in Asset Allocation over time



Since Inception	Model Portfolio	Benchmark
CAGR*	14.97%	10.95%
Annualized Volatility^	11.62%	9.62%
Sharpe Ratio**	0.77	0.51

Trailing Return	Model Portfolio	Benchmark
3 Months	7.65%	4.67%
6 Months	13.15%	7.18%
12 Months	24.75%	15.82%

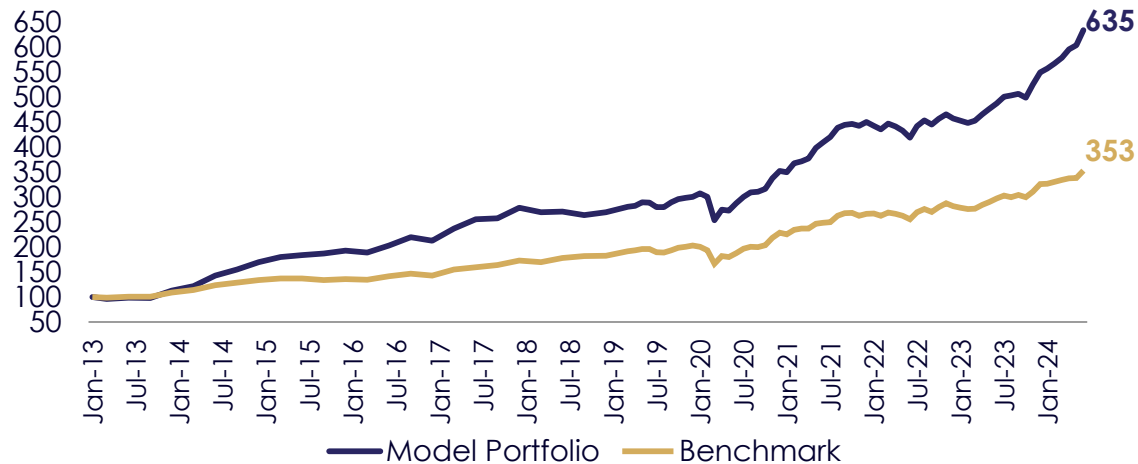
Calendar Year Returns	CY 2013	CY 2014	CY 2015	CY 2016	CY 2017	CY 2018	CY 2019	CY 2020	CY 2021	CY 2022	CY 2023	CY 2024
Model Portfolio	11.30%	38.67%	7.78%	9.65%	22.55%	2.23%	11.55%	18.33%	20.74%	4.13%	15.93%	13.15%
Benchmark	8.29%	20.26%	3.32%	7.30%	16.74%	5.80%	11.42%	14.67%	13.69%	4.78%	13.56%	7.18%

# Model Portfolio: Moderate

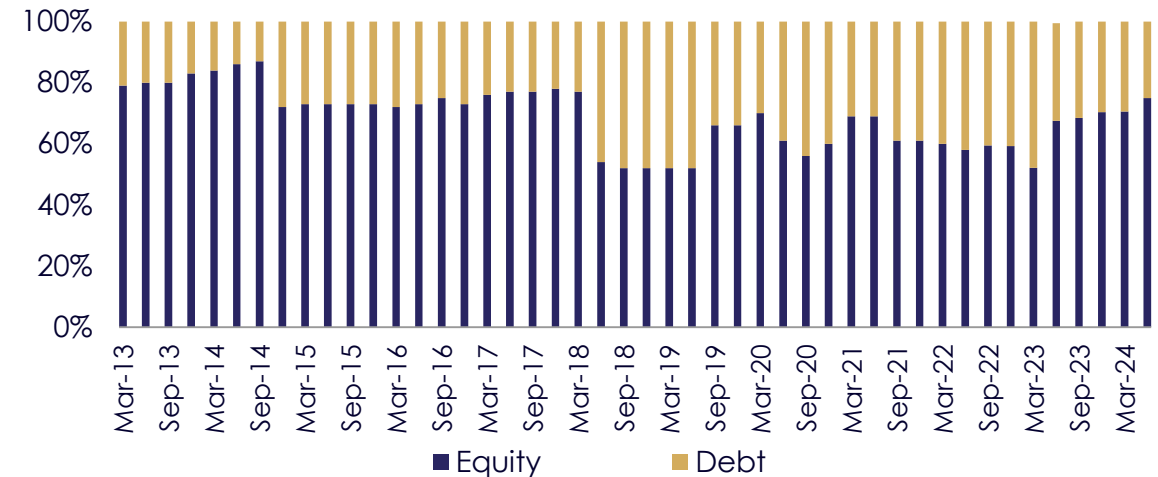
Asset Class	Category	Allocation
Equity	Large Cap Mutual Fund	7.00%
	Factor Based ETF	9.00%
	Sectoral Mutual Funds	4.50%
	Large Cap AIF	7.00%
	Large Cap PMS	10.00%
	Multi Cap PMS	8.50%
	Mid and Small Cap PMS	4.00%
International Equities	International Equity FOF/ETF	5.00%
Alternate	Gold	5.00%
	Warehousing Strategy (CAT II AIF)	5.00%
	Operating Assets Strategy (CAT II AIF)	5.00%
Fixed Income	InvIT	10.00%
	Taxable Bonds	16.00%
	Performing Credit Strategy (CAT II AIF)	4.00%
Grand Total		100.00%

# Our Model Portfolio Performance - Aggressive

Growth of Rs 100 Crs invested in January 2013



Change in Asset Allocation over time



Since Inception	Model Portfolio	Benchmark
CAGR*	17.44%	11.60%
Annualized Volatility^	16.30%	12.60%
Sharpe Ratio**	0.70	0.44

Trailing Return	Model Portfolio	Benchmark
3 Months	6.43%	2.45%
6 Months	14.98%	8.96%
12 Months	26.73%	16.64%

Calendar Year Returns	CY 2013	CY 2014	CY 2015	CY 2016	CY 2017	CY 2018	CY 2019	CY 2020	CY 2021	CY 2022	CY 2023	CY 2024
Model Portfolio	13.46%	50.16%	13.05%	10.38%	31.39%	-3.38%	11.68%	17.05%	27.75%	1.59%	20.11%	9.94%
Benchmark	8.58%	23.08%	1.41%	5.75%	20.46%	5.87%	10.91%	13.06%	16.54%	5.73%	15.59%	3.78%

# Model Portfolio: Aggressive

Asset Class	Category	Allocation
Equity	Large Cap Mutual Fund	7.25%
	Sectoral Mutual Funds	4.50%
	Factor Based ETF	17.00%
	Large Cap PMS	10.00%
	Large Cap AIF	5.00%
	Large & Mid Cap Mutual Fund	4.00%
	Multi Cap PMS	14.00%
	Mid and Small Cap PMS	7.00%
International Equities	International Equity FOF/ETF	6.25%
Alternate	Gold	6.00%
	Warehousing Strategy (CAT II AIF)	4.00%
	Operating Assets Strategy (CAT II AIF)	3.50%
Fixed Income	Taxable Bonds	5.00%
	InvIT	3.50%
	Performing Credit Strategy (CAT II AIF)	3.00%
Grand Total		100.00%

# Data Tables & Annexure



# Exclusive launch of Nuvama Private Brand Campaign

A debt multiplier offering consistent, predictable yields, in a tax efficient structure

Flows – FII and DII net flows in the equity market. Primary and secondary net purchase are also analyzed individually

Valuations – Comparison of Nifty valuation with MSCI EM

Valuations – Comparison of Nifty valuation with MSCI EM

Put call data for upcoming monthly expiry

Daily and Weekly 15 EMA of Nifty

India outperformance vs world market

VIX

Momentum

Weekly trends – closing levels as compared to week Highs/Lows, deviation from mean weekly

# Equity: Sector Performance

Index	Price	Percentage Change				
		1 Month	3 Months	6 Months	12 Months	24 Months
<b>Nifty</b>	24,011	6.57%	7.54%	10.49%	25.13%	117.73%
<b>Nifty 50 USD</b>	9,977	6.68%	7.56%	10.26%	23.10%	66.07%
<b>IT</b>	36,158	11.65%	3.61%	1.81%	22.31%	178.43%
<b>Auto</b>	25,201	7.60%	17.65%	35.35%	66.37%	117.02%
<b>Bank</b>	52,342	6.86%	11.07%	8.39%	16.97%	91.17%
<b>FMCG</b>	56,757	4.90%	5.20%	-0.40%	8.74%	109.22%
<b>Pharma</b>	19,732	4.98%	3.87%	17.23%	43.32%	110.25%
<b>Metals</b>	9,814	0.93%	18.86%	23.02%	58.06%	141.38%
<b>Infrastructure</b>	9,134	5.38%	9.57%	25.06%	59.16%	152.35%
<b>Real Estate</b>	1,105	8.37%	22.66%	41.08%	112.45%	220.50%
<b>PSU Bank</b>	7,366	-0.27%	5.12%	28.92%	79.21%	100.07%
<b>Media</b>	1,992	6.52%	10.94%	-16.57%	14.25%	-42.89%
<b>CNX Midcap</b>	55,737	7.80%	15.94%	20.69%	55.89%	168.16%
<b>BSE Small Cap</b>	52,130	10.30%	20.77%	22.16%	59.90%	178.52%
<b>India 10 Yr Gsec Yield (Chg bps)</b>	7.01	3.00	-4.70	-16.50	-10.80	-42.10
<b>Indian Rupee</b>	83.39	-0.09%	-0.01%	0.22%	1.65%	31.15%

# Debt: Data Table

Parameters	Instruments	As of June-24	As of May-24	As of Mar-24	As of Dec-23	As of June-23
Money Market Rates	Repo Rate	6.50%	6.50%	6.50%	6.50%	6.50%
	Reverse Repo Rate	3.35%	3.35%	3.35%	3.35%	3.35%
	Call Rates	6.24%	6.24%	6.10%	6.24%	6.00%
	FBIL Bank Offer Rate O/N	6.86%	6.76%	7.90%	6.90%	6.90%
	364 Days T Bills	6.96%	0.00%	7.08%	7.13%	6.87%
	12 M CDs	7.62%	7.70%	7.60%	7.85%	7.33%
	12M Commercial Paper	7.96%	7.93%	8.05%	8.50%	7.73%
	3 M Certificate of Deposit	7.16%	7.13%	7.60%	7.43%	6.88%
	3 M Commercial Paper	7.73%	7.78%	8.00%	8.05%	7.18%
Government Securities	3 Y Gilt	6.98%	7.05%	7.05%	7.08%	7.05%
	5 Y Gilt	7.02%	7.05%	7.06%	7.13%	7.08%
	10 Y Gilt	7.01%	6.98%	7.06%	7.17%	7.12%
	30 Y Gilt	7.05%	7.13%	7.13%	7.47%	7.36%
Corporate Debt	3 Year AAA	7.75%	7.74%	7.66%	7.78%	7.61%
	3 Year AA	8.41%	8.37%	8.32%	8.46%	8.23%
	5 Year AAA	7.74%	7.65%	7.61%	7.79%	7.67%
	5 Year AA	8.43%	8.33%	8.28%	8.40%	8.28%
	10 Year AAA	7.55%	7.57%	7.52%	7.76%	7.63%
	10 Year AA	8.25%	8.22%	8.16%	8.39%	8.30%
Spreads (bps)	(5 Year AAA - 5 Year G-Sec)	72	60	55	66	59
	(5 Year AA - 5 Year G-Sec)	141	128	122	127	120



# Shortlisted Categories And Solutions – Equity

Category	Solution
<b>Large Cap Mutual Fund</b>	ICICI Pru Bluechip Fund, Quant Large Cap Fund Nippon India Large Cap Fund, Mirae Asset Large Cap Fund
<b>Large Cap PMS</b>	Ambit Coffee Can Portfolio, Infinity I-Equity
<b>Index Funds/ ETFs/ FOF</b>	HDFC Index Fund-NIFTY 50 Plan, ICICI Pru Nifty Next 50 Index Fund, SBI - ETF Nifty Bank, Nippon India ETF Nifty Bank BeEs, Nippon India ETF Nifty Next 50 Junior BeES, SBI-ETF Nifty 50, ICICI Prudential Nifty Low Vol 30 ETF, HDFC Index Fund - Sensex Plan, ICICI Prudential Nifty Private Banks ETF, Nippon India Nifty Midcap 150 Index Fund, Nippon India ETF Nifty Midcap 150, SBI-ETF Sensex, UTI-Sensex ETF, ICICI Prudential – Nifty ETF, SBI Nifty Index Fund, Navi Nifty 50 Index Fund, Axis Nifty 100 Index Fund, DSP Equal Nifty 50 Fund, HDFC NIFTY50 Equal Weight Index Fund , ICICI Prudential Alpha Low Volatility 30 ETF, ICICI Pru Nifty 100 Low Volatility 30 ETF, Nippon India Nifty Smallcap 250 Index Fund, Nippon India ETF Nifty 50 Value 20, Nippon India Nifty 50 Value 20 Index Fund, Motilal Oswal Nifty 500 Index Fund, Motilal Oswal Nifty Midcap 150 Index Fund, Motilal Oswal Nifty Midcap 150 Index Fund, ICICI Pru Nifty Low 100 Vol 30 ETF FOF, ICICI Prudential Alpha Low Volatility 30 ETF FOF
<b>Index Plus Fund</b>	AlphaGrep Index Plus Fund
<b>Large &amp; Mid Cap Mutual Fund</b>	Kotak Equity Opportunities Fund, Canara Robeco Emerging Equities
<b>Multi/ Flexi Cap Mutual Fund</b>	DSP Flexi Cap Fund, SBI Flexicap Fund, Parag Parikh Flexi Cap Fund, HDFC Flexi Cap Fund, White Oak Flexi Cap Fund, Edelweiss Flexi Cap Fund
<b>Multi Cap PMS/AIF</b>	AlfAccurate India Opportunity Plan, ASK India Select, Motilal Oswal Business Opportunities Portfolio, 2Point2 Capital Long Term Value Fund (Only Top ups), White Oak India Pioneers Equity Portfolio, White Oak India Digital Leaders Strategy PMS, Unifi Blended Rangoli PMS, ValueQuest Platinum PMS, ValueQuest Growth PMS Guardian Capital Partners Fund Opportunities Scheme, AAA India Equity Fund AIF, The 3P India Equity Fund, Bay India Capital Leaders Fund, Carnelian Bharat Amritkaal Fund
<b>Mid Cap &amp; Small Cap Mutual Fund</b>	Nippon India Growth Fund, Mirae Asset Mid Cap Fund, Tata Midcap Growth Fund Bandhan Small Cap Fund, Quant Smallcap Fund
<b>Mid Cap &amp; Small Cap PMS/ AIF</b>	Nuvama Equities eXpansion Target(NEXT), Motilal Oswal Mid to Mega, Carnelian Shift Strategy, Unifi BCAD : 2 Breakout 20 Fund, AlfAccurate Budding Beasts, Bay India Opportunities Portfolio, Electrum Laureate Portfolio Old Bridge Long Term Equity Fund, Carnelian Structural Shift Fund
<b>Focused Funds</b>	Bandhan Focused Equity Fund, ICICI Pru Focused Equity Fund, Old Bridge Focused Equity Fund
<b>Aggressive Hybrid Mutual Funds</b>	ICICI Pru Equity & Debt Fund, Kotak Equity Hybrid Fund
<b>Dynamic Asset Allocation MFs and BAFs</b>	DSP Dynamic Asset Allocation Fund, ICICI Pru Balanced Advantage Fund, Edelweiss Balanced Advantage Fund, Tata Balanced Advantage Fund, Quant Dynamic Asset Allocation Fund
<b>CAT III AIF (Long Short)</b>	Alphamine Absolute Return Fund, Nuvama Enhanced Dynamic Growth Equity (EDGE) Fund, Dolat ARF Fund
<b>India Offshore</b>	Nuvama India Edge Fund , Carnelian India Amritkaal Fund
<b>International ETF/ FOF/ Index Funds</b>	Edelweiss US Technology Equity Fund of Fund, Franklin India Feeder - Franklin U.S. Opportunities Fund, Motilal Oswal Nasdaq 100 ETF, Motilal Oswal Nasdaq 100 ETF FOF, Motilal Oswal S&P 500 Index Fund
<b>Equity Savings Funds</b>	ICICI Pru Equity Savings Fund, SBI Equity Savings Fund, HDFC Equity Savings Fund, Sundaram Equity Savings Fund
<b>Global Offshore</b>	ABSL Global Emerging Market Equity Fund
<b>Private Equity (Cat II AIF)</b>	Samara Alternate Investment Fund III India
<b>Structured Products</b>	Edelcap All weather Equity Plus (AWE+) MLD & Twin Win MLD , NWFL All Weather Equity
<b>Venture Capital (CAT II AIF)</b>	Elev8 Capital Fund-I

# Shortlisted Categories And Solutions – Fixed Income & Alts

Category	Solution
<b>Overnight Mutual Fund</b>	HDFC Overnight Fund, SBI Overnight Fund, UTI Overnight, Aditya Birla SL Overnight Fund, Axis Overnight Fund, Kotak Overnight Fund, Nippon India Overnight Fund, DSP Overnight Fund, ICICI Pru Overnight Fund
<b>Liquid Mutual Funds</b>	ABSL Liquid Fund, Axis Liquid Fund, SBI Liquid Fund, ICICI Pru Liquid Fund, UTI Liquid Fund-Cash Plan, Bandhan Liquid Fund
<b>Ultra Short Term Funds</b>	Aditya Birla SL Savings, SBI Magnum Ultra Short Duration, Bandhan Ultra Short-Term Fund, HSBC Ultra Short Duration Fund
<b>Arbitrage Funds</b>	Kotak Arbitrage Fund, ICICI Prudential Equity-Arbitrage Fund, Aditya Birla SL Arbitrage Fund, Edelweiss Arbitrage Fund, Nippon India Arbitrage Fund
<b>Low Duration Mutual Funds</b>	DSP Low Duration Fund, ICICI Pru Savings Fund, Bandhan Low duration Fund
<b>Money Market Fund</b>	HDFC Money Market, ABSL Money Manager Fund, ICICI Pru Money Market Fund, Tata Money Market Fund, Nippon India Money Market Fund, UTI Money Market Fund
<b>Short Duration Funds</b>	Axis Short Term Fund, ICICI Pru Short Term Fund, Kotak Bond Short Term Fund, HDFC Short Term Debt Fund, Bandhan Bond Fund – Short Term Plan
<b>Dynamic Bond Fund</b>	Axis Dynamic Bond Fund, DSP Strategic Bond Fund, HDFC Dynamic Debt Fund, SBI Dynamic Bond Fund, ICICI Pru All Seasons Bond
<b>Credit Risk Fund MF</b>	HDFC Credit Risk Debt Fund, ICICI Prudential Credit Risk Fund
<b>Corporate Bond Fund</b>	Bandhan Corp Bond Fund, ICICI Pru Corporate Bond Fund, HDFC Corporate Bond Fund
<b>Banking &amp; PSU Debt Fund</b>	Axis Banking & PSU Debt Fund, Bandhan Banking & PSU Debt Fund, DSP Banking & PSU Debt Fund, Nippon India Banking & PSU Debt Fund
<b>Roll Down Strategy</b>	DSP Savings Fund, Nippon India Dynamic Bond Fund, Edelweiss Banking & PSU Debt Fund, Edelweiss Nifty PSU Bond Plus SDL Index Fund 2026, Nippon India Nivesh Lakshya Fund, Edelweiss Nifty PSU Bond Plus SDL Index Fund 2027, Nippon India Nifty AAA CPSE Bond Plus SDL - Apr 2027 Maturity 60:40 Index Fund, Bandhan Gilt 2027 Index Fund, Bandhan Gilt 2028 Index Fund, HSBC Corporate Bond Fund, Bharat Bond ETF,
<b>Long Duration Funds</b>	Nippon India Nivesh Lakshya Fund, ICICI Pru Long Term Bond Fund
<b>Debt ETF</b>	Bharat Bond ETF
<b>NCD</b>	ECap GEM Series, NWFL NCD Series
<b>Multi Asset Allocation Fund</b>	Edelweiss Multi Asset Allocation Fund
<b>Long Short Strategy</b>	Nuvama Absolute Return Strategy, Whitespace Alpha Fund – 2
<b>International Funds (FOF)</b>	Bandhan US Treasury Bond, ABSL US Treasury 1–3 Year Bond ETFs Fund of Funds, ABSL US Treasury 3 – 10 Year Bond ETFs Fund of Funds
<b>Global Offshore</b>	Newport Global Fund Class 43
<b>Venture Debt Fund (CAT II AIF)</b>	Nuvama Crossover Yield Opportunities Fund
<b>Insurance</b>	HDFC Life Sanchay Plus*
<b>Insurance (ULIP)</b>	Edelweiss Life - Wealth Premier Plan
<b>REIT/ InvIT</b>	Mindspace Business Park REIT, Nexus Select Trust REIT, IndiGrid InvIT, Bharat InvIT Highways
<b>Precious Metals FOF/ ETF/ MLD</b>	HDFC Gold ETF, Kotak Gold ETF, ICICI Pru Silver ETF, HDFC Gold Fund, Kotak Gold Fund, ICICI Pru Silver ETF FOF, HDFC Gold Fund, Kotak Gold Fund, Edelcap Twin Win, Nuvama AWE, Edelcap AWE+, Nuvama AWG
<b>Operating Asset Strategy (CAT II AIF)</b>	Rental Yield Plus
<b>Performing Credit (CAT II AIF)</b>	Credit - Structured Income Portfolio Fund, Vivriti Diversified Bond Fund Series 2
<b>Warehousing Strategy (CAT II AIF)</b>	Welspun One Logistics Parks Fund 2
<b>Special Situation CAT II AIF</b>	ISAF III Onshore Fund
<b>Real Estate CAT II AIF</b>	ASK Real Estate Special Situations Fund III, Primes Office Fund

# Listed Equity Funds for Risk Return Matrix of Shortlisted Solutions

Category	Funds Considered
Large Cap MF	ICICI Pru Bluechip, Nippon India Large Cap, Mirae Asset Large Cap
Focused Funds MF	Bandhan Focused Equity Fund, ICICI Pru Focused Equity Fund
Flexicap MF	DSP Flexicap, HDFC Flexicap, Parag Parikh Flexi Cap, SBI Flexicap, Edelweiss Flexicap Fund
Midcap MF	Nippon India Growth Fund, Tata Midcap Fund
Smallcap MF	Quant Small Cap
Large & Mid Cap MF	Canara Rob Emerging Equities Fund, Kotak Equity Opp Fund
ELSS MF	Kotak Tax Saver Fund, Mirae Asset Tax Saver Fund, Quant ELSS Tax Saver Fund
Large Cap PMS	Ambit Coffee Can PMS
Multi Cap PMS	Alfaccurate AAA IOP, ASK-ISP, 2Point2 Capital- Long Term value, Motilal Oswal BOP, White Oak - India Pioneers Equity, Unifi Blended Rangoli
Mid & Small Cap PMS	Equirus Securities- Long horizon fund
Multi Cap AIF	Carnelian Capital Compounder Fund 1 (Closed for subscription), Renaissance - Indianext Portfolio (Closed for subscription), Guardian Capital Partners–Opportunities Scheme

# Debt - Snapshot of Shortlisted Solutions

Category	Funds Considered
Overnight Fund	Aditya Birla SL Overnight Fund(G)-Direct Plan, Axis Overnight Fund(G)-Direct Plan, DSP Overnight Fund(G)-Direct Plan, ICICI Pru Overnight Fund(G), HDFC Overnight Fund(G)-Direct Plan, Kotak Overnight Fund(G)-Direct Plan, Nippon India Overnight Fund(G)-Direct Plan
Liquid	Aditya Birla SL Liquid Fund(G)-Direct Plan, Axis Liquid Fund(G)-Direct Plan, ICICI Pru Liquid Fund(G)-Direct Plan, SBI Liquid Fund(G)-Direct Plan, UTI Liquid Cash Plan(G)-Direct Plan
Ultra Short Duration	Aditya Birla SL Savings Fund(G)-Direct Plan, Bandhan Ultra Short Term Fund(G)-Direct Plan, HSBC Ultra Short Duration Fund(G)-Direct Plan, SBI Magnum Ultra Short Duration Fund(G)-Direct Plan
Arbitrage Fund	Aditya Birla SL Arbitrage Fund, Bandhan Arbitrage Fund, Edelweiss Arbitrage Fund, ICICI Prudential Equity-Arbitrage Fund, Kotak Arbitrage Fund, Nippon India Arbitrage Fund
Money Market	Aditya Birla SL Money Manager Fund(G)-Direct Plan, HDFC Money Market Fund(G)-Direct Plan, ICICI Pru Money Market Fund(G)-Direct Plan, Tata Money Market Fund(G)-Direct Plan, UTI Money Market(G)
Low Duration	Bandhan Low Duration(G), DSP Low Duration Fund(G)-Direct Plan, ICICI Pru Savings Fund(G)-Direct Plan
Credit Risk Fund	HDFC Credit Risk Debt Fund-(G)-Direct Plan, ICICI Pru Credit Risk Fund(G)-Direct Plan
Corporate Bond	Bandhan Corp Bond Fund(G)-Direct Plan, HDFC Corp Bond Fund(G)-Direct Plan, HSBC Corporate Bond Fund(G)-Direct Plan, ICICI Pru Corp Bond Fund(G)-Direct Plan
Short Duration	Axis Short Term Fund(G)-Direct Plan, Bandhan Bond Fund - Short Term Plan(G)-Direct Plan, HDFC Short Term Debt Fund(G)-Direct Plan, ICICI Pru Short Term Fund(G)-Direct Plan, Kotak Bond Short Term Fund(G)-Direct Plan

# Debt - Snapshot of Shortlisted Solutions

Category	Funds Considered
Banking and PSU Fund	Axis Banking & PSU Debt Fund(G)-Direct Plan, Bandhan Banking & PSU Debt Fund(G)-Direct Plan, DSP Banking & PSU Debt Fund(G)-Direct Plan, Edelweiss Banking and PSU Debt Fund(G)-Direct Plan, Nippon India Banking & PSU Debt Fund(G)-Direct Plan
Gilt	Bandhan CRISIL IBX Gilt June 2027 Index Fund(G)-Direct Plan, Bandhan CRISIL IBX Gilt April 2028 Index Fund(G)-Direct Plan
Dynamic Bond	Axis Dynamic Bond Fund(G)-Direct Plan, DSP Strategic Bond Fund(G)-Direct Plan, HDFC Dynamic Debt Fund(G)-Direct Plan, ICICI Pru All Seasons Bond Fund(G)-Direct Plan, Nippon India Dynamic Bond Fund(G)-Direct Plan, SBI Dynamic Bond Fund(G)-Direct Plan
Long Duration	Nippon India Nivesh Lakshya Fund(G)-Direct Plan
Venture Debt Fund	Nuvama Crossover Yield Opportunities Fund
Absolute Return Fund	Nuvama Absolute Return Strategy
Structure Credit	C-SIP Fund (Credit - Structured Income Portfolio Fund)
Performing Credit	Vivriti Diversified Bond Fund Series II
Corporate FDs	Bajaj Finance (AAA) for 1 year
Bank FD	SBI FD (AAA) for 1 to 2 years
Perpetuals	Perpetual Bonds of various maturities
Tax Free Bonds	Tax Free Bonds of various maturities

# Disclaimer

**Broking services offered by Nuvama Wealth and Investment Limited (NWIL), formerly known as Edelweiss Broking Limited,** is a 100% subsidiary of Nuvama Wealth Management Limited (formerly known as Edelweiss Securities Limited).

Registered office of NWIL is at 201 to 203, Zodiac Plaza, Xavier College Road, Off C G Road, Ahmedabad, Gujarat - 380009. Contact: (079) 40019900. Corporate Office address is Edelweiss House, Off CST Road, Kalina, Mumbai - 400098. It is a Member of National Stock Exchange of India Ltd (Member Code: 13116), BSE Ltd (Member Code :3261), Multi Commodity Exchange of India Limited (Member Code :56520), Metropolitan Stock Exchange (Member Code :86100) and National Commodity and Derivatives Exchange Limited (Member Code :01279) and having SEBI registration no. INZ000005231. Depository Participant SEBI Registration No.: IN-DP-656-2021 with NSDL having DP ID: IN302201 & IN303719 and with CDSL having DP ID: 12032300.

Research services are offered by NWIL under SEBI Registration No. INH000011103. Name of the Compliance officer: Mr. Pranav Tanna, E-mail address: [complianceofficer.nwil@nuvama.com](mailto:complianceofficer.nwil@nuvama.com).

Investments in securities market are subject to market risks, read all the related documents carefully before investing. The contents herein shall not be considered as an invitation or persuasion to trade or invest. NWIL and affiliates accept no liabilities for any loss or damage of any kind arising out of any actions taken in reliance thereon. Please note Brokerage would not exceed the SEBI prescribed limit. NWIL also acts in the capacity of distributor for Products such as PMS, OFS, Mutual Funds, IPOs and/or NCD etc. All disputes with respect to the distribution activity, would not have access to Exchange investor redressal forum or Arbitration mechanism.

NWIL also acts in the capacity of distributor of Edelweiss Mutual Fund and other AMCs under AMFI Registration Number - 70892 and in capacity of a Corporate Agent; registered with IRDA having Licence number: CA0131. Mutual Fund Investments are subject to market risks. Please read all scheme related documents carefully before investing. Investment in the securities involves risks. The user is required to undergo risk profiling before investing. Guided view is indicative in nature and is based on the information provided by the user voluntarily. Each user of this information should make such investigation as it deems necessary to arrive at an independent evaluation of an investment in the securities of companies referred here (including the merits and risks involved) and should consult his own advisors to determine the merits and risks of such investment. Past performance is not necessarily a guide to future performance. Trading Accounts would be open after all procedure relating to client registration, IPV and client due diligence is completed. Margin Trading facility is offered by NWIL in terms of the provisions of SEBI Circular CIR/MRD/DP/54/2017 dated June 13, 2017, and the terms and conditions mentioned in rights and obligations statement issued. For any grievance relating to Stock Broking/ DP operations, please call 040-41151621 or write to helpdesk; Email ID: [helpdesk@nuvama.com](mailto:helpdesk@nuvama.com) (for trading related) and [dpservicesnwil@nuvama.com](mailto:dpservicesnwil@nuvama.com) (for demat related).

## **Disclosures under the provisions of SEBI (Research Analysts) Regulations 2014 (Regulations)**

Nuvama Wealth Management Limited (Formerly Edelweiss Securities Limited) and Nuvama Wealth and Investment Limited (Formerly Edelweiss Broking Limited) are regulated by the Securities and Exchange Board of India ("SEBI") and is licensed to carry on the business of Research Analysts including preparing and distribution of Research Reports. These research reports are prepared and distributed by Nuvama Wealth Management Limited and Nuvama Wealth and Investment Limited in the capacity of a Research Analyst as per Regulation 22(1) of SEBI (Research Analysts) Regulations 2014 having SEBI Registration No. INH200000121 and INH000011103 respectively.

Any documents/reports/research analysis available on the Website does not constitute an offer or solicitation for the purchase or sale of any Security / financial instrument or as an official confirmation of any transaction. Nuvama Group or any of its Directors, Employees, agents or representatives shall not be in any way responsible for any loss or damage that may arise to any person from any inadvertent error in the information contained in this report. The documents/reports/research analyses are provided for assistance only and is not intended to be and must not alone be taken as the basis for any decision. The user assumes the entire risk of any use made of this information. This information is strictly confidential and is being furnished to you solely for your information. This information should not be reproduced or redistributed or passed on directly or indirectly in any form to any other person or published, copied, in whole or in part, for any purpose. The distribution of documents/reports/research analysis in certain jurisdictions may be restricted by law, and persons in whose possession this document comes, should inform themselves about and observe, any such restrictions. The information given in such documents/reports/research analysis is as of the date and time of the documents/reports/research analysis and there can be no assurance that future results or events will be consistent with this information. The information is subject to change without any prior notice. Nuvama Group or any of its Directors, Employees, agents or representatives reserves the right to make modifications and alterations to this statement as may be required from time to time. However, Nuvama Group or any of its Directors, Employees, agents or representatives is under no obligation to update or keep the information current. Neither Nuvama nor any of its affiliates, group companies, directors, employees, agents or representatives shall be liable for any damages whether direct, indirect, special or consequential including lost revenue or lost profits that may arise from or in connection with the use of the information. For data reference to any third party in this material no such party will assume any liability for the same. All layout, design, original artwork, concepts and other Intellectual Properties, remains the property and copyright of Nuvama and may not be used in any form or for any purpose whatsoever by any party without the express written permission of the copyright holders.

## **DISCLAIMERS FOR INTERNATIONAL JURISDICTION**

### **Disclaimer for U.S. Persons:**

The content of the website does not constitute an offer or invitation to purchase or subscribe for any securities or solicitation of any investments or investment services and/or shall not be considered as an advertisement tool. "U.S. Persons" are generally defined as a natural person, residing in the United States or any entity organized or incorporated under the laws of the United States. US Citizens living abroad may also be deemed "US Persons" under certain rules. THIS DOCUMENT IS INTENDED SOLELY TO PROVIDE INFORMATION TO THE QUALIFIED INSTITUTIONAL INVESTORS ONLY AND IS NOT MEANT FOR RETAIL INVESTORS. If you are not the intended recipient you must not copy, distribute, or take any action or place reliance on it. If you have received this communication by error, please notify the sender immediately. This communication is intended solely for the person to whom it is addressed and may contain confidential or privileged information. The document is intended to be educational only and not for a marketing or prospecting purpose. The views and opinions expressed as part of this presentation do not necessarily state or reflect those of Nuvama, its holding company(ies), subsidiaries and associates including entities in overseas jurisdictions.

The content of the website or any information contained therein must not be distributed, published, reproduced, or disclosed (in whole or in part) by recipients to any other person. The content of the website must not be acted on or relied on by persons who are not qualified institutional investor. Any investment or investment activity to which this website relates, is available only to qualified institutional investor and will be engaged only with qualified institutional investor. Any person who is not a qualified institutional investor should not act or rely on this website or any of its contents.

### **Disclaimer for U.K. Persons:**

The content of the website has not been approved by an authorized person within the meaning of the Financial Services and Markets Act 2000 ("FSMA"). In the United Kingdom, this document is intended for (a) persons who have professional experience in matters relating to investments falling within Article 19(5) of the FSMA (Financial Promotion) Order 2005 (the "Order"); (b) persons falling within Article 49(2)(a) to (d) of the Order (including high net worth companies and unincorporated associations); and (c) any other persons to whom it may otherwise lawfully be communicated (all such persons together being referred to as "relevant persons"). THIS document IS INTENDED SOLELY TO PROVIDE INFORMATION TO THE QUALIFIED INSTITUTIONAL INVESTORS ONLY AND IS NOT MEANT FOR RETAIL INVESTORS. If you are not the intended recipient you must not copy, distribute, or take any action or place reliance on it. If you have received this communication by error, please notify the sender immediately. This communication is intended solely for the person to whom it is addressed and may contain confidential or privileged information. The content of the document is intended to be educational only and not for a marketing or prospecting purpose. The views and opinions expressed as part of this document do not necessarily state or reflect those of Nuvama, its holding company (ies), subsidiaries and associates including entities in overseas jurisdictions.



# Disclaimer

## Disclaimer for Canadian Persons:

The content of the website is NOT MEANT FOR RETAIL INVESTORS. IT IS INTENDED SOLELY TO PROVIDE INFORMATION TO THE PERMITTED CLIENTS ONLY (as defined in National Instrument 31-103 ("NI 31-103")) who are resident in the Province of Ontario, Canada (an "Ontario Permitted Client"). Any products or services described in this document are made available only in accordance with applicable Canadian securities law and only where they may be lawfully offered for sale. If the person accessing this document is not an Ontario Permitted Client, as specified above, then the recipient should not access the same. Nuvama and its group companies is relying on an exemption from the adviser and/or dealer registration requirements under NI 31-103 available to certain international advisers and/or dealers. Please be advised that (i) Nuvama and its group companies is not registered in the Province of Ontario to trade in securities nor is it registered in the Province of Ontario to provide advice with respect to securities; (ii) Nuvama's head office or principal place of business is located in India; (iii) all or substantially all of Nuvama's assets may be situated outside of Canada; (iv) there may be difficulty enforcing legal rights against Nuvama because of the above; and (v) the name and address of Nuvama Group's agent for service of process in the Province of Ontario is: Bamac Services Inc., 181 Bay Street, Suite 2100, Toronto, Ontario M5J 2T3 Canada. The content of the website must not be distributed, published, reproduced or disclosed (in whole or in part) by recipients to any other person. This communication must not be acted on or relied on by persons who are not PERMITTED CLIENTS. Any investment or investment activity to which this communication relates is available only to relevant persons and will be engaged in only with relevant persons. Any person who is not a PERMITTED CLIENTS should not act or rely on this communication or any of its contents.

## Disclaimer for UAE Persons:

The content of the website is INTENDED SOLELY TO PROVIDE INFORMATION TO THE INSTITUTIONAL QUALIFIED INVESTORS ONLY AND IS NOT MEANT FOR RETAIL INVESTORS. Further, the information in this document does not constitute a public offer of securities in the United Arab Emirates and is not intended to be a public offer. The website has not been approved by or filed with the Central Bank of the United Arab Emirates, the Securities and Commodities Authority of the United Arab Emirates or the Dubai Financial Services Authority. The content of the website must not be distributed, published, reproduced or disclosed (in whole or in part) by recipients to any other person. The website must not be acted on or relied on by persons who are not INSTITUTIONAL QUALIFIED INVESTORS. Any investment or investment activity to which this communication relates is available only to relevant persons and will be engaged in only with relevant persons. Any person who is not a INSTITUTIONAL QUALIFIED INVESTORS should not act or rely on this communication or any of its contents. The content of the website must not be distributed, published, reproduced or disclosed (in whole or in part) by recipients to any other person. The website must not be acted on or relied on by persons who are not relevant persons. Any investment or investment activity to which this communication relates is available only to relevant persons and will be engaged in only with relevant persons. Any person who is not a relevant person should not act or rely on this communication or any of its contents.

## Disclaimer for Australia Persons:

Any information set out on the website is only intended for persons who are "Professional Investors" as described in Section 761(G) of the Corporations Act 2001 (as amended). It is not intended to for any other class of persons and may not be relied upon by such persons and is therefore not intended for private individuals or those who would be classified as Retail Clients. All information on the website is general information only and is not to be considered any form of advice (whether investment or otherwise) or a recommendation, solicitation, or an offer to purchase or sell investments or related financial products or any financial services. The receiver of the website should make their own decisions based upon their own financial objectives and financial resources and, if in any doubt, should seek advice from an appropriate independent advisor. Nuvama and its group companies does not hold an Australian Financial Services License and is not licensed in Australia to provide financial product advice or services and is relying on "limited connection relief exemption" when dealing with "Professional Investors" (Wholesale client category) in Australia.

## Disclaimer for Singapore Persons:

The content of the website IS INTENDED SOLELY TO PROVIDE INFORMATION ONLY TO THE INSTITUTIONAL OR ACCREDITED INVESTORS ONLY AND IS NOT MEANT FOR RETAIL INVESTORS AS DEFINED UNDER THE SECURITIES AND FUTURES ACT "SFA". If you are not the intended recipient you must not copy, distribute, or take any action or place reliance on it. If you have received this communication by error, please notify the sender immediately. Any such information contained or discussed in the document is subject to change and Nuvama and its group companies shall not have any responsibility to maintain the information made available or to supply any correction therewith. In no event will Nuvama and its group companies be liable for any special direct or indirect or consequential damages which may be incurred from the use of the information made available, even if it has been advised of the possibility of such damages. The company and its employees mentioned in these communications cannot be held liable for any error's inaccuracies and/or omission howsoever caused. Any opinion or advice if any herein is made on a general basis and is subject to change without notice. The information provided in this document may contain optimistic statements regarding future events or future financial performance of countries, markets, or companies. You must make your own financial assessment of the relevance, accuracy and adequacy of the information provided if any in this document. This document has not been reviewed by the Monetary Authority of Singapore "MAS".

## Additional Marketing Disclaimer for all other International Jurisdiction:

The content of this website is restricted in certain jurisdictions and does not constitute or form part of any offer or invitation to sell or issue, or any solicitation of any offer to purchase or subscribe for, by anyone in any jurisdiction in which such an offer or solicitation is not authorised or may not lawfully be made (without compliance with any registration or other legal requirements) or in which the person making such offer or solicitation is not qualified to do so or to any person to whom it is unlawful to make such offer in any jurisdiction. The above information is for general guidance only, it is the responsibility of receivers to inform themselves as to any income or other tax consequences arising in the jurisdictions in which they are resident or domiciled or have any other presence for tax purposes, as well as any foreign exchange or other fiscal, or legal or regulatory restrictions which are relevant to their particular circumstances in connection with the acquisition, holding or disposal of any securities if any mentioned in this document. This document is strictly private and confidential and may not be reproduced or use for any other purpose and not be provided to any person other than the recipient thereof. If you are not the intended recipient you must not copy, distribute, or take any action or place reliance on it. If you have received this communication by error, please notify the sender immediately. Any such information contained or discussed on the website is subject to change and Nuvama Group or any of its Directors, Employees, agents or representatives shall not have any responsibility to maintain the information made available or to supply any correction therewith. In no event will Nuvama Group or any of its Directors, Employees, agents or representatives, be liable for any special direct or indirect or consequential damages which may be incurred from the use of the information made available, even if it has been advised of the possibility of such damages. The company and its employees mentioned in these communications cannot be held liable for any error's inaccuracies and/or omission howsoever caused. Any opinion or advice herein is made on a general basis and is subject to change without notice. The information provided in this website may contain optimistic statements regarding future events or future financial performance of countries, markets, or companies. You must make your own financial assessment of the relevance, accuracy and adequacy of the information provided therein.

# Thank You

